


MECCANO

(TRADE MARK 38,385)

Mechanics made Easy

**CONTAINS PARTS TO
MAKE FOURTEEN
WORKING MODELS**

**Patented Jan. 16th,
1906**



MECCANO

ALL THESE MODELS ARE MADE WITH MECCANO ROYAL

Fourteen Models are here shown, but they by no means represent the full possibilities of **MECCANO ROYAL**. An ingenious boy will be able to devise many more without difficulty. Additional parts may always be purchased, and prices of these will be found on page 6.

In cases of difficulty, we are always glad to correspond with users of **MECCANO**.

The parts in **MECCANO ROYAL** are uniform with those in our more expensive outfits, and the complete series from **MECCANO No. 1** are connected up by accessory outfits. Thus by purchasing a No. 1A Outfit, sufficient parts are acquired to convert a **MECCANO No. 1** into a **MECCANO No. 2 Outfit**, and so on.

BOOK OF INSTRUCTIONS PRICE 5 CENTS

THE EMBOSsing CO., Albany, N.Y.

GENERAL AMERICAN AGENTS

ROYAL

**ALL MECCANO
MODELS WORK**

**Anyone can make
Toys with Meccano**

Fig. No. 1. Railway Signal.




Fig. No. 2. Seesaw.

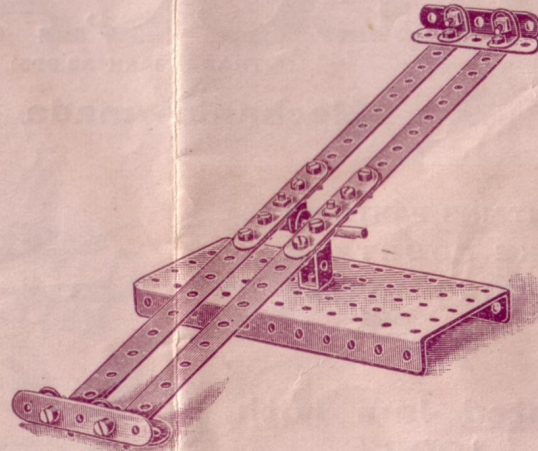


Fig. No. 3. Revolver Truck.


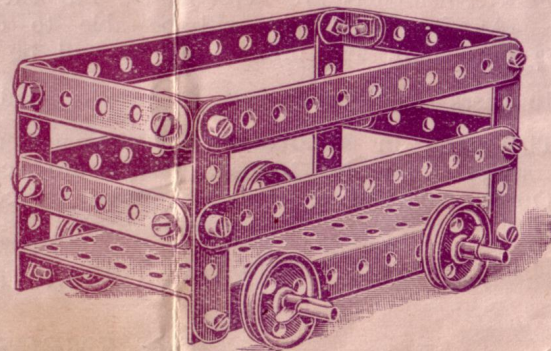


Fig. No. 4. Truck.



FOR MORE ADVANCED MODELS SEE PAGE 8.

Fig. No. 5. Luggage Truck.




Fig. No. 6. Bath Chair.

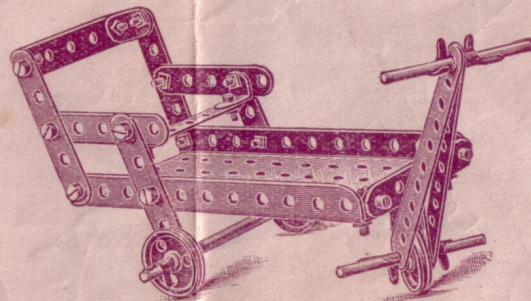


Fig. No. 7. Go Chair.





Fig. No. 8. Luggage Truck.



ASK YOUR DEALER TO SHOW YOU A "HORNBY" SCIENTIFIC OUTFIT.

Fig. No. 9. Luggage Barrow.




Fig. No. 10. Truck.




Fig. No. 11. Windmill.


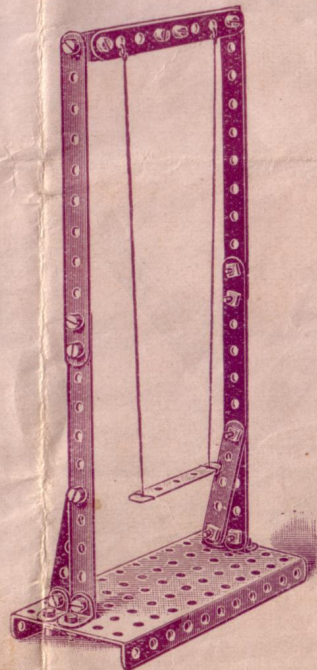


Fig. No. 12. Swing.



YOUR DEALER CAN ALWAYS SUPPLY YOU WITH EXTRA PARTS.

Fig. No. 13. Luggage
Truck.





Fig. No. 14. Pulley Shaft.



Contents of Outfit.

NO.	DESCRIPTION OF PARTS.
4	5½ in. Perforated Strips
9	2½ in. Perforated Strips
10	Angle Brackets
2	4½ in. Rods
2	2 in. Rods
1	Crank Handle
4	1 in. Pulley Wheels
1	Bush Wheel
20	Nuts and Bolts
7	Keys
1	Screw Driver
1	Card of String
1	Single Bent Strip
1	Rectangular Plate
1	Sector
1	Manual

ALL MECCANO MODELS ARE BUILT ON CORRECT MECHANICAL PRINCIPLES.

Separate Parts.



No. 21.



No. 28.



No. 27.



No. 1.



No. 9.



No. 23.



No. 33.



No. 19.



No. 35.



No. 25.



No. 32.



No. 12.



No. 34.



No. 13.



No. 20.



No. 24.

Price List of Additional Parts.

			Cents.
1.—Perforated Strips	12 1/2" long	..per bdl. (1/2 doz.)	25
2.—"	5 1/2" "	" "	15
3.—"	3 1/2" "	" "	10
4.—"	3" "	" "	10
5.—"	2 1/2" "	" "	10
6.—"	2" "	" "	10
8.—Angle Girders	12 1/2" long	" "	30
9.—"	3 1/2" "	" "	20
12.—Angle Brackets	" "	" (dozen)	15
13.—Axle Rod	11 1/2" long	each	10
14.—"	6" "	" "	5
15.—"	5" or 4 1/2" long	" "	5
16.—"	3 1/2" long	" "	5
17.—"	2" "	" "	2 1/2
19.—Crank Handle	" "	" "	10
20.—Flanged and Grooved Wheel	" "	" "	25
21.—Pulley Wheel	1 1/2" diameter	" "	15
22.—"	1" "	" "	10
23.—"	" "	" "	5
24.—Bush Wheel	" "	" "	15
25.—Pinion Wheel	1 1/2" diameter	" "	25
26.—"	" "	" "	15
27.—Gear Wheel	1 1/2" "	" "	30
28.—Contrate Wheel	1 1/2" diameter	" "	40
29.—"	4 1/2" "	" "	30
32.—Worm Wheel	" "	" "	25
33.—Pawl	" "	" "	10
34.—Spanner	" "	" "	10
35.—Keys	" "	..per bdl. (dozen)	15
36.—Screw Driver	" "	each	10
37.—Nuts and Bolts	" "	per bdl. (2 dozen)	30
39.—Card Cord (Special)	" "	each	2 1/2
40.—Hank Cord	" "	each	2 1/2
41.—Propeller Blades	" "	per pair	15
42.—Chain	" "	12 ft. lengths, each	60
43.—Spring	" "	each	5
44.—Single Bent Strip	" "	" "	5
45.—Double "	" "	" "	5
46.—Large "	" "	" "	5
51.—Eye Piece	" "	" "	5
52.—Perforated Rectangular Plate, Large	" "	" "	15
53.—"	" Small	" "	10
54.—Perforated Sector Plate, Small	" "	" "	10
55.—Rubber Bands	" "	" "	5

130

3

4.50

-2

130

20

Price List.

\$

Meccano Royal	Makes 14 Working Models	1.00
No. 1. Meccano Outfit	"	17 " "	2.00
No. 2. " "	"	25 " "	4.00
No. 3. " "	"	34 " "	6.00
No. 4. " "	10.00
No. 5. " Presentation Outfit		22.50
Packed in well made walnut stained box with lock and key.					
No. 6. " " "	"	"	Ditto	ditto	45.00
No. 1A " Accessory Outfit	(containing sufficient parts to convert a No. 1 into a No. 2 Outfit)	...			2.00
No. 2A " " "	(containing sufficient parts to convert a No. 2 into a No. 3 Outfit)	...			2.00
No. 3A " " "	(containing sufficient parts to convert a No. 3 into a No. 4 Outfit)	...			4.00
No. 4A " " "	(containing sufficient parts to convert a No. 4 into a No. 5 Outfit)	...			12.50
Packed in well made walnut stained box with lock and key.					
No. 5A " " "	(containing sufficient parts to convert a No. 5 into a No. 6 Outfit)	...			22.50
Packed in well made walnut stained box with lock and key.					



Meccano No. 1, \$2.

Each Outfit contains everything necessary to build the Models. Nothing further to buy.



A selection of Models from No. 2 Outfit.



A selection of Models from No. 5 Outfit.

A beautifully illustrated Manual of Instructions, printed on art paper, accompanies each Outfit.



Meccano No. 2, \$4.