



US00D388136S

United States Patent [19]
Lecocq et al.

[11] **Patent Number:** Des. 388,136
[45] **Date of Patent:** **Dec. 23, 1997

[54] **CONSTRUCTION TOY ELEMENT**
[75] **Inventors:** Francis Lecocq, Hames-Boucres;
Jean-Pierre Moussaoud, Les Attaques,
both of France
[73] **Assignee:** Meccano, S.A., Calais, France
[**] **Term:** 14 Years
[21] **Appl. No.:** 39,730
[22] **Filed:** Jun. 5, 1995

1,763,302 6/1930 Gilbert .
1,789,896 1/1931 Gilbert .
1,792,976 2/1931 Gilbert 446/103
1,799,826 10/1931 Potter .
1,804,927 5/1931 Gilbert .
1,938,818 12/1933 Erickson et al. 248/300
2,082,138 6/1937 Badel .
2,095,700 10/1937 Heede .
2,364,846 12/1944 Hartman 248/300
2,468,190 4/1949 Friedman 248/300
2,733,786 2/1956 Drake .
2,812,533 11/1957 Falk 248/300
3,355,837 12/1967 Pedersen .

[30] **Foreign Application Priority Data**
Dec. 5, 1994 [WO] WIPO OMPI/DM/031469
[51] **LOC (6) Cl.** 21-01
[52] **U.S. Cl.** D21/108
[58] **Field of Search** D21/108; D8/349,
D8/354, 380; 446/85, 111, 108, 103, 123;
248/200, 316.7, 300

FOREIGN PATENT DOCUMENTS

736901 12/1932 France .
927961 11/1947 France .
308001 6/1933 Italy .
323308 6/1934 Italy .

Primary Examiner—Raphael Barkai
Attorney, Agent, or Firm—Pennie & Edmonds LLP

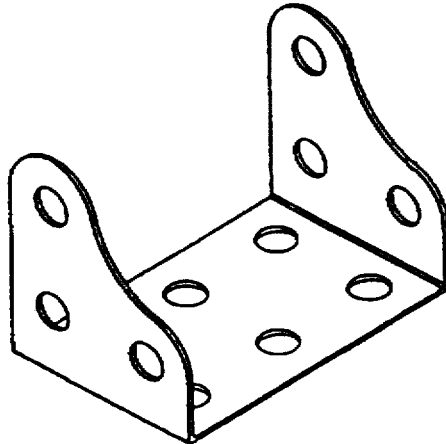
[56] **References Cited**
U.S. PATENT DOCUMENTS
D. 77,150 12/1928 Gilbert D21/108
D. 244,748 6/1977 Canterbury D8/380
D. 291,315 8/1987 Belford et al. D8/380
D. 296,075 6/1988 Jones D8/380
810,148 1/1906 Hornby .
1,164,686 12/1915 Wagner .
1,166,688 1/1916 Hornby .
1,242,202 10/1917 Keller .
1,724,470 8/1929 Gilbert .
1,736,310 11/1929 Gilbert .
1,760,638 5/1930 Gilbert .
1,763,300 6/1930 Gilbert .

[57] **CLAIM**
The ornamental design for construction toy element, as shown and described.

DESCRIPTION

FIG. 1 is a perspective view of a construction toy element showing my new design;
FIG. 2 is a front view of thereof;
FIG. 3 is a rear view thereof;
FIG. 4 is a right side view thereof, which is a mirror image of the left side view thereof;
FIG. 5 is a top view thereof; and,
FIG. 6 is a bottom view thereof.

1 Claim, 1 Drawing Sheet



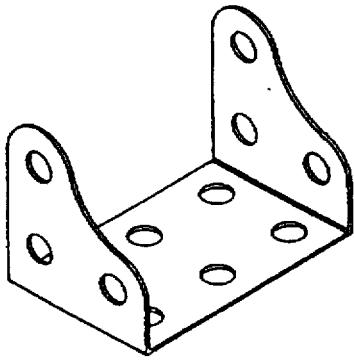


FIG. 1

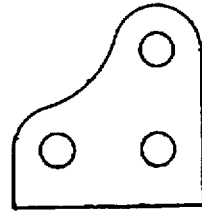


FIG. 4



FIG. 2

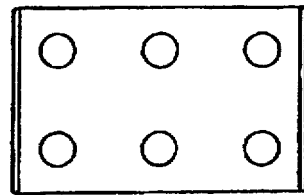


FIG. 5




FIG. 3

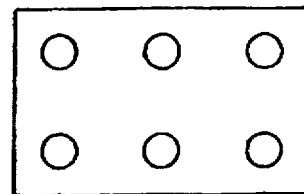


FIG. 6