

MECCANO

... and now the greatest thrill
—it works!




There is nothing more thrilling after building a Meccano model than to move a control lever and watch it working—the real thing come to life. Meccano Motors are all precision-made, smooth in operation and ideal for working Meccano models. The electric motors are 20-volt types and operate through a Meccano Transformer from A.C. supply mains.

CLOCKWORK MAGIC MOTOR. This non-reversing motor is specially intended for driving small models	7/2
CLOCKWORK MOTOR No. 1. A strongly built long-running motor fitted with reversing motion	17/4
No. E020 ELECTRIC MOTOR. 20-volt. A sturdy non-reversing power unit of the all-enclosed type	22/4
No. E20R ELECTRIC MOTOR. 20-volt. A powerful motor fitted with reversing motion	33/6
No. T20M TRANSFORMER. 210/250 volt. A.C.; other voltages to special order. For use with E020 and E20R Electric Motors	47/1
No. T20 TRANSFORMER. 225/250 volt. A.C. Similar to No. T20M Transformer but is fitted with speed regulator	52/1


RUN YOUR MODELS WITH MECCANO MOTORS




*Clockwork
Magic Motor*



Clockwork Motor No. 1




No. E020 Electric Motor



No. E20R Electric Motor

MECCANO LTD.
LIVERPOOL 13
16/852/100 (U.K.)

Build it piece by piece



One of the great joys of building with Meccano is the way wonderful working models grow piece by piece, like real engineering jobs. When one fine working model is finished you can dismantle it and use the same parts to make another, even better! A small Outfit soon grows if you add spare Parts and Accessory Outfits. The excitement of Meccano lasts a lifetime.

MECCANO

Ask your local dealer for full particulars of our
MODEL-BUILDING COMPETITION
£1,000 in cash prizes

MECCANO OUTFITS

There are eleven complete Outfits in the Meccano series, numbered O-10. Each complete Outfit can be converted into the next larger by the addition of an Accessory Outfit. Thus, a boy beginning the Meccano hobby with a No. 2, can add to his equipment by means of Accessory Outfits (detailed on opposite page) until he possesses the equivalent of the largest Outfit, No. 10

No. 0 Outfit. The smallest Meccano Outfit and very suitable for the young beginner. Instructions supplied with the Outfit illustrate many simple models that may be built with it. Price 9/-

No. 1 Outfit. This also is a convenient introduction to the hobby. Contains illustrations and particulars for building a good selection of interesting models. Price 14/3

No. 2 Outfit. Contains a larger assortment of parts, with illustrations and instructions for building many additional attractive models. Price 19/6

No. 3 Outfit. Always a great favourite. This Outfit contains parts in greater number and variety, with instructions for building more comprehensive models. Price 27/11

No. 4 Outfit. The owner of a No. 4 is able to build lots of more advanced models. The Book of Instructions includes an excellent selection. Price 40/7

No. 5 Outfit. Model-building possibilities are greatly increased by the large range of parts in this attractive Outfit. Many fine examples of what can be accomplished are illustrated in the Book of Instructions. Price 57/-

Outfits Nos. 6, 7, 8, 9 and 10 continue on the progressive principle of Meccano with more and more parts in greater variety, giving scope for building larger and more fascinating models, as the accompanying Books of Instructions show by illustrations with full directions.

Outfit	No. 6	Price	72/3
"	No. 7	"	106/4
"	No. 8	"	182/3
"	No. 9	"	280/10
"	No. 10	"	751/5



Meccano Outfit No. 7

Meccano Parts

All Meccano Parts can be bought separately from Meccano dealers.
Ask your local dealer for the illustrated parts list.

ACCESSORY OUTFITS

Meccano Accessory Outfits, distinguished by the letter "a" (Oa, Ia, 2a, etc.), connect the complete Outfits numbered O-10. A No. 2a Accessory Outfit added to a No. 2 converts it into a No. 3. A No. 3a would then convert it into a No. 4, and so on through the series, finishing with a No. 9a which would bring the equipment to the equivalent of a No. 10 Outfit.

Meccano Accessory Outfit No. 3a



Meccano Accessory Outfit No. Oa converts No. O into No. I										Price
"	"	"	"	1a	"	"	"	"	2	6/6
"	"	"	"	2a	"	"	"	"	3	11/6
"	"	"	"	3a	"	"	"	"	4	15/2
"	"	"	"	4a	"	"	"	"	5	20/6
"	"	"	"	5a	"	"	"	"	6	15/2
"	"	"	"	6a	"	"	"	"	7	34/1
"	"	"	"	7a	"	"	"	"	8	75/11
"	"	"	"	8a	"	"	"	"	9	79/8
"	"	"	"	9a	"	"	"	"	10	394/11

Meccano Gears Outfit "A". Specially designed for owners of the smaller Meccano Outfits, which do not include gears. Gears Outfits are scarce because of metal restrictions, but your dealer may still have stock

11/9

Meccano Outfit No. 1

Meccano Outfit No. 3

Meccano Outfit No. 5

All prices include purchase tax