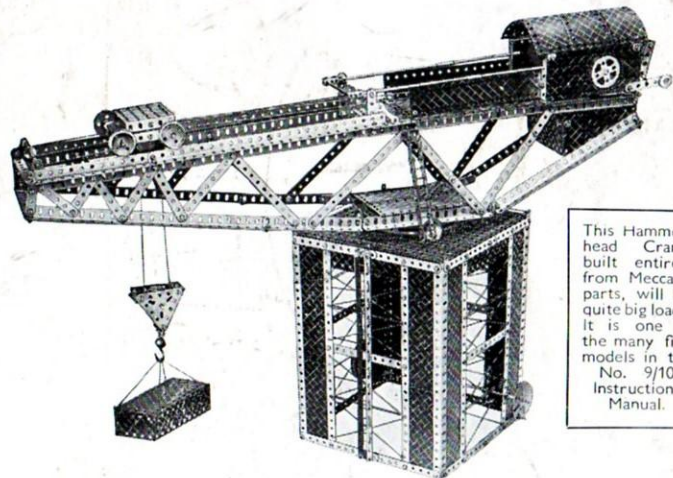


MECCANO

*Better Models—
Bigger Outfits*



This Hammer-head Crane, built entirely from Meccano parts, will lift quite big loads. It is one of the many fine models in the No. 9/10 Instructions Manual.



Boys! Here is just the toy you are looking for. A Meccano Outfit will give you lots of excitement from the very minute you get it home. You never get tired of Meccano. The more you build with it the more interesting it becomes.

You feel the thrill as soon as you begin to build. There are no complicated instructions to worry about. You open the Manual that is packed with your Outfit, choose the model you like, and set to work; the illustration shows you what to do. As you add one part after another the model grows under your fingers until it becomes a complete and perfect toy. It is the greatest fun in the world!

Nearly all Meccano models actually work. You can operate them by hand if you like, but the most wonderful thrill of all is to set them in motion by means of a Meccano Clockwork or Electric Motor. There is nothing in the world so fascinating as a Motor-driven Meccano model working away at full speed. You have built it with your own hands, and now you are the engineer-in-charge, in complete control!


Soon you will want to build another model that has caught your eye. In a few minutes you take your first model to pieces, and there are all your parts ready for you to build the new model.

So you go on, building model after model, not only those illustrated in your Manual, but others of your own design. Then you become a real inventor! There is always something new to be done. Dull evenings are a thing of the past.

MECCANO CONSTRUCTOR OUTFITS

MECCANO No. 0 OUTFIT

Buils 25 Models




This Outfit contains a good selection of Meccano parts, and is specially suitable for the younger boys for whom it will provide hours of fun. The Instruction Manual packed in the Outfit gives 25 examples of models that can be built, consisting of Trucks, Cranes, a Mechanical Hammer, Elevator, Horizontal Steam Engine and a variety of others. Four of these fine models are illustrated below.

Price 3/-



Windmill



Swingboat



Dockside Crane

MECCANO No. 1 OUTFIT

Buils 73 Models




This is an excellent Outfit with which to commence the Meccano hobby. A profusely illustrated Manual of Instructions is included showing how 73 interesting models such as the four examples shown below can be constructed. This fine range includes Ships, Cranes, a Mechanical Shovel, Windmill, Aeroplanes, a Motor Lorry, Lifting Bridge, etc., each capable of providing the most fascinating entertainment for boys.

Price 4/6

A No. 1a Accessory Outfit, costing 1/9, will convert a No. 1 into a No. 2 Outfit.



Road Lifting Bridge



Fire-Engine



Monoplane




Scales


MECCANO CONSTRUCTOR OUTFITS

MECCANO No. 2 OUTFIT


Builds 98 Models



Railway Breakdown Crane



Low Wing Monoplane



Drilling Machine




Travelling Crane




No. 2 Outfit contains a splendid assortment of parts, and a Manual of Instructions giving examples of 98 models that can be built, an interesting selection of which is illustrated on this page. The models include a Railway Breakdown Crane, Gas Engine, Steam Wagon, Beam Engine, Floating Crane and a variety of others. Everything necessary for building the models is included in the Outfit.

Price 6/-

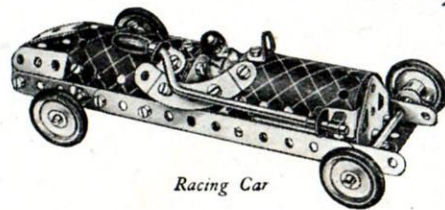
A No. 2a Accessory Outfit, costing 3/3, will convert a No. 2 into a No. 3 Outfit.



Steam Wagon



Gas Engine




Racing Car


MECCANO CONSTRUCTOR OUTFITS

MECCANO No. 3 OUTFIT

Builds 123 Models




Tower Wagon



Block-Setting Crane



"Bluebird" Speed Car




This fine Outfit is a great favourite with boys. It contains a large number and an excellent variety of Meccano parts with which a fine range of models can be built, including a Block-setting Crane, Battle Cruiser, Fire-Engine, Giant Lorry, Do.X Flying Boat, Marine Engine, etc. A big, fully illustrated Manual of Instructions is included, giving examples of 123 models that can be built with the Outfit. Six of these are reproduced on this page.

Price 9/-


A No. 3a Accessory Outfit, costing 4/3, will convert a No. 3 into a No. 4 Outfit.

Note. Meccano parts can be purchased separately.


See list on pages 13 to 16.



Cabin Monoplane



Fire-Engine




Jib Crane


MECCANO CONSTRUCTOR OUTFITS

MECCANO No. 4 OUTFIT

Builds 148 Models



Giant Excavator




Gantry Crane



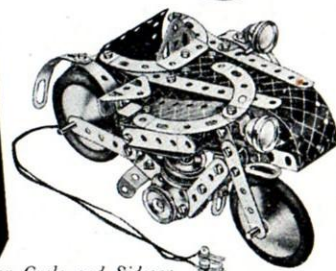
The owner of a No. 4 Outfit is able to build models of a more complicated and interesting type, including a Gantry Crane, Submarine, Horizontal Steam Engine, Sports Car, Six-wheeled Steam Wagon, Tank Locomotive, etc., all designed on correct engineering principles. Full instructions for building 148 models are included with the Outfit. Examples of five of these excellent models are illustrated on this page.

Price 12/6


A No. 4a Accessory Outfit, costing 6/6, will convert a No. 4 into a No. 5 Outfit.



Racing Car



Motor Cycle and Sidecar




Tramcar

MECCANO CONSTRUCTOR OUTFITS

MECCANO No. 5 OUTFIT

Builds 173 Models



Pit Head Gear

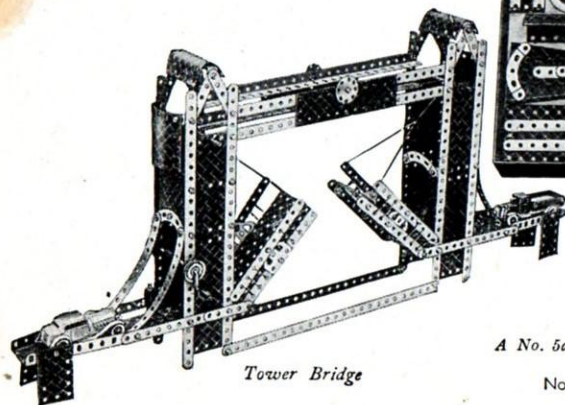


This superb Outfit contains a bigger and more varied range of parts by means of which a splendid selection of realistic models can be built. These include a Military Tank, Electric Locomotive, Autogiro, Motor Lorry, Racing Seaplane, Tank Lorry, Railway Breakdown Crane, Automatic Ship Coalers, etc. Four striking examples are reproduced on this page. Full instructions for building 173 models are included with the Outfit.

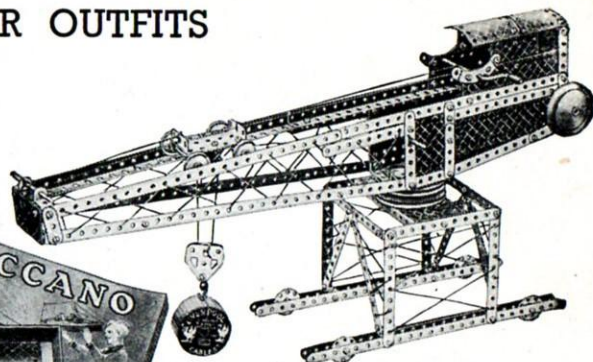
Price 18/-

A No. 5a Accessory Outfit, costing 7/-, will convert a No. 5 into a No. 6 Outfit.


Note. Meccano parts can be purchased separately. See list on pages 13 to 16.



Tower Bridge



Block-Setting Crane

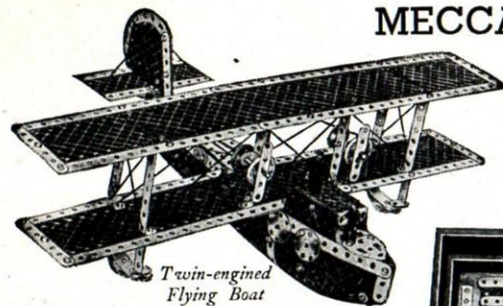


Automatic Ship Coalers


MECCANO CONSTRUCTOR OUTFITS

MECCANO No. 6 OUTFIT


Builds 198 Models



*Twin-engine
Flying Boat*



Steam Tipping Wagon




Tower Wagon



A big assortment of Meccano parts of an advanced engineering type are contained in this magnificent Outfit. The Cranes, Wagons, Aeroplanes and scores of other marvellous structures that the Outfit builds are of a better type and, in addition, such excellent models as a Breakdown Lorry, "Bluebird" Speed Car, Battery Locomotive, Tower Wagon and Fire-Engine can be constructed. A Manual of Instructions, showing how to build 198 models, is included. Four splendid examples of these models are shown here.

Price 24/-




Galleon


A No. 6a Accessory Outfit, costing 12/6 will convert a No. 6 into a No. 7 Outfit.

MECCANO CONSTRUCTOR OUTFITS

MECCANO No. 7 OUTFIT
Builds 223 Models



Swinging Boats



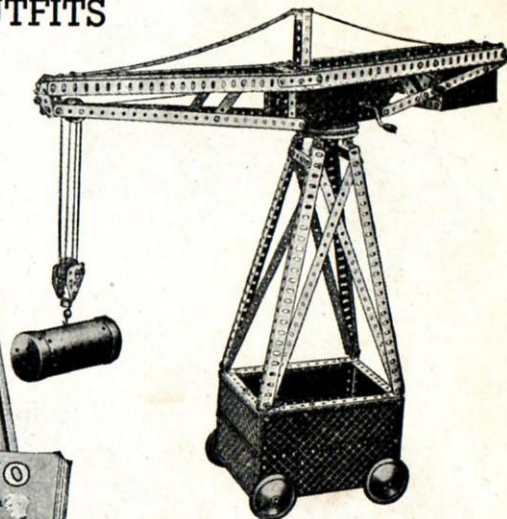
Steam Roller




A most fascinating range of models can be built with this fine Outfit. These are of a higher standard, and are perfect replicas of their prototypes as will be seen by the examples illustrated on this page. They include a Radial Travelling Crane, Steam Roller, Coal Tipper, Builder's Lorry, Horizontal Engine, Streamline Petrol Wagon, Pithead Gear and many others. The Manuals included give examples of 223 models.

Price 35/-

A No. 7a Accessory Outfit, costing 33/6, will convert a No. 7 into a No. 8 Outfit.



Radial Travelling Crane

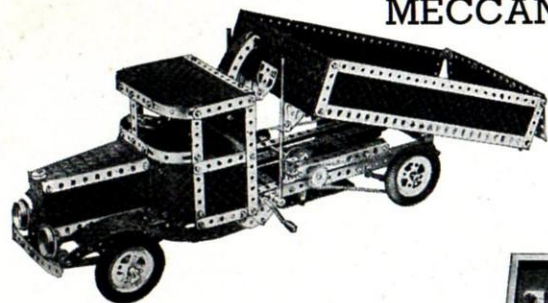


Builder's Lorry

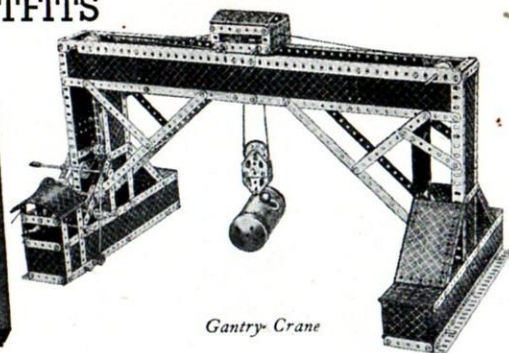
MECCANO CONSTRUCTOR OUTFITS

MECCANO No. 8 OUTFIT


Builds 248 Models



Tipping Motor Lorry



Gantry Crane



Giant Swing Boat




Model-building possibilities are very greatly increased with this Outfit, and 248 fine examples of real engineering models, including Articulated Lorry, Oil Tanker, Steam Wagon and Trailer, Swing Boat, H.M.S. Rodney, Giant Excavator, Army Tank, Meccanograph and Grabbing Crane are illustrated in the Manuals that are provided. The realism of these magnificent models is shown by the four examples on this page.

Price 66/-

A No. 8a Accessory Outfit, costing 29/-, will convert a No. 8 into a No. 9 Outfit

Deferred Payments Scheme. See page 68




Mechanical Excavator

MECCANO CONSTRUCTOR OUTFITS

MECCANO No. 9 OUTFIT

Buils 273 Models



Realistic working models of some of the world's most famous engineering masterpieces can be built with this Outfit. The Manuals of Instructions included give examples of 273 splendid models.

No. 9 Outfit is supplied either in a stout carton or in a handsome enamelled cabinet. The number of Meccano parts contained in either type of Outfit is the same.

Price (packed in strong carton) 95/-


Price (packed in enamelled cabinet) 125/-

• A No. 9a Accessory Outfit, costing 120/-, will convert a No. 9 into a No. 10 Outfit

*Deferred
Payments
Scheme.
See page
68*

MECCANO No. 10 OUTFIT

Buils 293 Models



This is a complete and comprehensive Outfit, containing all the Meccano parts necessary to build each of the models featured in all the Meccano Manuals of Instructions. It is an ideal present for any boy who is interested in mechanics, or who is keen on building and inventing.

The Outfit is packed in a beautifully enamelled cabinet fitted with lock and key.

Price 255/-

MECCANO ACCESSORY OUTFITS

THE STEPPING STONES TO BIGGER AND BETTER MODELS

Meccano Accessory Outfits connect the Main Outfits from No. 1 to No. 10 and may be aptly described as the stepping stones to bigger and better models. A No. 1 Outfit can be converted into a No. 2 by adding to it a No. 1a Accessory Outfit and a No. 2a would then convert it into a No. 3. In this way, no matter with which Outfit you commence, you can build it up by degrees until you possess all the parts contained in the largest Meccano Outfit. By gradually building up your Outfit in this manner you can build hundreds of additional models.

PRICES OF MECCANO ACCESSORY OUTFITS

								Price
No. 1a	Accessory Outfit converts a	No. 1	Outfit into a	No. 2	1/9
No. 2a	"	No. 2	"	No. 3	3/3
No. 3a	"	No. 3	"	No. 4	4/3
No. 4a	"	No. 4	"	No. 5	6/6
No. 5a	"	No. 5	"	No. 6	7/-
No. 6a	"	No. 6	"	No. 7	12/6
No. 7a	"	No. 7	"	No. 8	33/6
No. 8a	"	No. 8	"	No. 9	29/-
No. 9a	"	No. 9	"	No. 10	120/-

MECCANO INSTRUCTION MANUALS

The following is a complete list of Meccano Manuals of Instruction, all of which can be obtained separately from your dealer or direct from Meccano Limited, Binns Road, Liverpool, 13.

No. 0 Meccano Manual Price	2d.	No. 5 Meccano Manual Price	1/-	No. 2a Meccano Manual Price	3d.
No. 1 " " "	3d.	No. 6 " " "	1/3	No. 3a " " "	3d.
No. 2 " " "	4d.	No. 7/8 " " "	1/6	No. 4a " " "	4d.
No. 3 " " "	5d.	No. 9/10 " " "	6/-	No. 5a " " "	5d.
No. 4 " " "	6d.	No. 1a " " "	3d.	No. 6a " " "	6d.

THE MECCANO GUILD

Every owner of a Meccano Outfit should join the Meccano Guild. This is a world-wide organisation, started at the request of Meccano boys. Its primary object is to bring boys together and to make them feel that they are all members of a great brotherhood, each trying to help others to get the very best out of life. Its members are in constant touch with Headquarters, giving news of their activities and being guided in their hobbies and interests. Write for full particulars and an application form to the Secretary, Meccano Guild, Binns Road, Liverpool 13.



MECCANO LIGHTING SET



It is great fun to illuminate your Meccano models by electric light, and a special Meccano Lighting Set can be obtained from your dealer for this purpose. This consists of two Spot Lights with plain and coloured imitation glass discs, one Stand Lamp, two special brackets, and two Pea Lamps, operated from a 4-volt flashlamp battery (not included in the set).

The Stand Lamp is used for decorative purposes, and the Spot Lights can be used as car headlamps, floodlights on cranes, and in countless other attractive ways.

Price 3/3

MECCANO ELECTRIC MOTORS—20-VOLT and 6-VOLT

The Meccano Electric Motors listed below have been designed specially to provide smooth-running power units for the operation of Meccano models. The special advantage of Meccano Electric Motors lies in the fact that they can be run continuously for long periods. If alternating current from the house mains is available, a Meccano 20-volt or 6-volt Electric Motor can be run cheaply and with perfect safety through a suitable Transformer (see page 17). If alternating current is not available, a 6-volt Motor can be run from an accumulator. Both these methods are satisfactory, but the Transformer has the advantage that it can supply current continuously without attention.

No. EO6 ELECTRIC MOTOR
(6-volt)



A strongly-built non-reversing Motor of the all-enclosed type. It will drive all the models built from Outfits up to No. 5, and also some of the lighter models built from Outfits 6 to 8. It can be operated through a Meccano T6A, T6 or T6M Transformer from the mains, providing that the supply is alternating current, or from a 6-volt accumulator.


Price 5/6

No. EO20 ELECTRIC MOTOR
(20-volt)

The EO20 is a powerful non-reversing Motor of similar construction to the EO6 Motor illustrated above. It is designed to work from alternating current mains supply through a Meccano T20A, T20 or T20M Transformer.

Price 5/6

No. E1 ELECTRIC MOTOR
(6-volt)



This highly efficient Motor (non-reversing) will give excellent service. It can be operated through a Meccano T6A, T6 or T6M Transformer from the mains, providing that the supply is alternating current, or from a 6-volt accumulator.


Price 7/6

No. E120 ELECTRIC MOTOR
(20-volt)

The E120 Electric Motor is a very reliable and smooth-running power unit. It is operated through a Meccano T20A, T20 or T20M Transformer from alternating current supply mains. The Motor is non-reversing.

Price 7/6


No. E6 ELECTRIC MOTOR
(6-volt)



A fine Motor fitted with reversing motion and provided with starting and stopping controls. It can be operated through a Meccano T6A, T6 or T6M Transformer from the mains, providing that the supply is alternating current, or from a 6-volt accumulator.

Price 12/9

No. E20b ELECTRIC MOTOR
(20-volt)



This 20-volt Electric Motor is an extremely efficient power unit, fitted with reversing motion and provided with stopping and starting controls. It is operated through a Meccano T20A, T20 or T20M Transformer from alternating current supply mains.

Price 13/6

Full details of all the Meccano Transformers suitable for working these Motors from mains alternating current will be found on page 17. The Transformers comply with the requirements of the British Standards Institution, and are perfectly safe in use.


MECCANO CLOCKWORK MOTORS

These are the finest clockwork motors obtainable for model driving. They have exceptional power and length of run and their gears are cut with such precision as to make them perfectly smooth and steady in operation.

The *Magic* Motor is the best power unit for driving small models built from Outfits Nos. 0 to 5. The No. 1, No. 1a and No. 2 Motors are more suitable for driving heavier models built from the larger Outfits.


In building a Clockwork Motor into a model it is important to consider the type of work that is to be carried out. If only a light drive is required, the model may be driven direct from the Motor driving shaft, or through a belt and Pulleys providing a 1:1 ratio, which is obtained by using two Pulleys of the same size. When a more powerful drive is required, reduction gearing must be employed in order to produce an increased driving force at the sacrifice of speed.

The MECCANO *MAGIC* MOTOR




The Meccano *Magic* Motor is well designed and strongly constructed and is fitted with a powerful spring giving a long and steady run. It is non-reversing. Each *Magic* Motor is supplied with a separate $\frac{1}{2}$ " Pulley Wheel and three pairs of Driving Bands of different lengths. ... Price 2/-

No. 1 CLOCKWORK MOTOR




This strongly built and efficient Motor is fitted with a powerful spring that gives a long and steady run, and is exceptionally smooth in action. The Motor is provided with a conveniently placed brake lever by means of which it can be started and stopped. The Motor is of the non-reversing type ... Price 4/6

No. 1a CLOCKWORK MOTOR No. 2 CLOCKWORK MOTOR



This Motor is more powerful than the No. 1 Motor and is fitted with reversing motion. It has brake and reverse levers ... Price 6/6



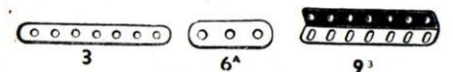
This is a Motor of super quality. Brake and reverse levers allow it to be started, stopped or reversed, as required ... Price 9/-

NEW MECCANO PARTS FOR OLD !

Every Meccano boy should take the fullest advantage of the wonderful Meccano Part Exchange Scheme.

Meccano Ltd. undertake to exchange any damaged Meccano parts for similar new parts at half the current list price, no matter how old or damaged the parts are. Just send them to the Service Department, Meccano Limited, Binns Road, Liverpool, 13, together with a remittance covering half the cost of the new parts. The remittance should include postage on the new parts, and this will be the same as that you pay on the parcel of old parts you send in. It is very important that you enclose your own name and address written in plain characters.

If you prefer to do so, you can effect the exchange through your own dealer.



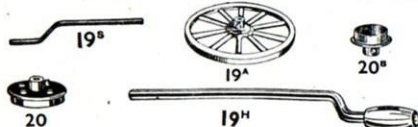
Perforated Strips.			
No.		No.	
1.	12 $\frac{1}{2}$ " ... $\frac{1}{2}$ doz. 1/3	3.	3 $\frac{1}{2}$ " ... $\frac{1}{2}$ doz. 5d.
1a.	9 $\frac{1}{2}$ " ... " 1/-	4.	3" ... " 4d.
1b.	7 $\frac{1}{2}$ " ... " 10d.	5.	2 $\frac{1}{2}$ " ... " 4d.
2.	5 $\frac{1}{2}$ " ... " 7d.	6.	2" ... " 4d.
2a.	4 $\frac{1}{2}$ " ... " 6d.	6a.	1 $\frac{1}{2}$ " ... " 3d.
Angle Girders.			
7.	24 $\frac{1}{2}$ " ... each 8d.	9a.	4 $\frac{1}{2}$ " ... $\frac{1}{2}$ doz. 10d.
7a.	18 $\frac{1}{2}$ " ... " 6d.	9b.	3 $\frac{1}{2}$ " ... " 9d.
8.	12 $\frac{1}{2}$ " ... " 3d.	9c.	3" ... " 7d.
8a.	9 $\frac{1}{2}$ " ... " 3d.	9d.	2 $\frac{1}{2}$ " ... " 6d.
8b.	7 $\frac{1}{2}$ " ... " 2d.	9e.	2" ... " 6d.
9.	5 $\frac{1}{2}$ " ... " 2d.	9f.	1 $\frac{1}{2}$ " ... " 4 $\frac{1}{2}$ d.



10.	Flat Brackets	doz.	1d.
11.	Double Brackets	3d.
12.	Angle Brackets, $\frac{1}{2}$ " x $\frac{1}{2}$ "	2d.
12a.	" " " 1" x 1"	8d.
12b.	" " " 1" x $\frac{1}{2}$ "	5d.
12c.	Obtuse Angle Brackets, $\frac{1}{2}$ " x $\frac{1}{2}$ "	2d.



Axle Rods.			
13.	11 $\frac{1}{2}$ " ... each 1d.	16.	3 $\frac{1}{2}$ " ... doz. 4d.
13a.	8 $\frac{1}{2}$ " ... doz. 9d.	16a.	2 $\frac{1}{2}$ " ... " 3d.
14.	6 $\frac{1}{2}$ " ... " 8d.	16b.	3" ... " 4d.
15.	5 $\frac{1}{2}$ " ... " 7d.	17.	2" ... " 3d.
15a.	4 $\frac{1}{2}$ " ... " 6d.	18a.	1 $\frac{1}{2}$ " ... " 2d.
15b.	4" ... " 5d.	18b.	1" ... " 2d.



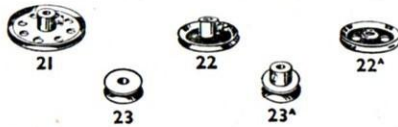
19g.	Crank Handles 3 $\frac{1}{2}$ " with Erinoid grip	...	each 2d.
19h.	" " 5" " "	...	" 2d.
19i.	" " 3 $\frac{1}{2}$ " without " "	...	" 1d.
19a.	Wheels, 3" diam., with set-screws	...	6d.
20.	Flanged Wheels, 1 $\frac{1}{2}$ " diam.	...	3 $\frac{1}{2}$ d.
20b.	" " 1" diam.	...	2 $\frac{1}{2}$ d.

MECCANO PARTS

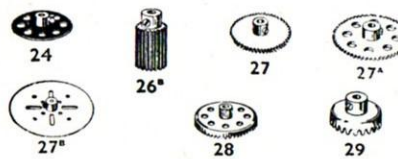


Pulley Wheels.

No.			
19b.	3" diam., with centre boss and set-screw	each	4d.
19c.	6" " " " " " " "	"	1/9
20a.	2" " " " " " " "	"	3 $\frac{1}{2}$ d.



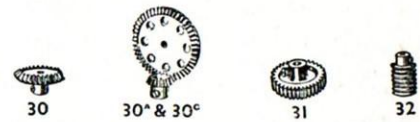
21.	1 $\frac{1}{2}$ " diam., with centre boss and set-screw	each	3d.
22.	1" " " " " " " "	"	2d.
22a.	1" " " " " " " "	"	1d.
23.	1" " " " " " " "	"	1 $\frac{1}{2}$ d.



24.	Bush Wheels	...	each 2 $\frac{1}{2}$ d.
25a.	Pinion Wheels, $\frac{1}{2}$ " diam., face	...	4 $\frac{1}{2}$ d.
25b.	" " " " " " " "	...	6d.
25c.	" " " " " " " "	...	8d.
26.	" " " " " " " "	...	3 $\frac{1}{2}$ d.
26a.	" " " " " " " "	...	4 $\frac{1}{2}$ d.
26b.	" " " " " " " "	...	6d.

Gear Wheels.

27.	50 teeth to gear with $\frac{1}{2}$ " Pinion	...	each 4d.
27a.	57 " " " " " " " "	...	5d.
27b.	133 " " " " " " " "	...	1/3
27c.	95 " " " " " " " "	...	9d.
28.	Contrate Wheels, 1 $\frac{1}{2}$ " diam.	...	6d.
29.	" " " " " " " "	...	4d.



No.			
30.	Bevel Gears, $\frac{1}{2}$ " 26 teeth	...	each 6d.
30a.	" " " " " 16 "	...	4d.
30c.	" " " " " 1 $\frac{1}{2}$ " 48 "	...	1/6
31.	Gear Wheels, 1" 38 teeth	...	9d.
32.	Worms	...	3 $\frac{1}{2}$ d.

Can only be used together

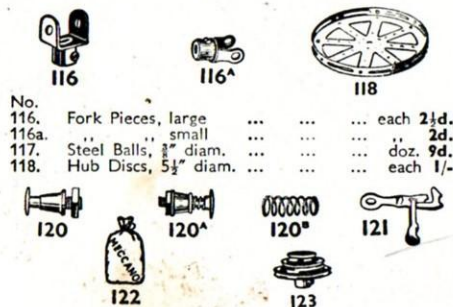


34.	Spanners	...	each 1d.
34b.	Box Spanners	...	2d.
35.	Spring Clips	...	box of 20 2d.
35s.	" " " " " " " "	...	60 6d.
36.	Screwdrivers	...	each 2 $\frac{1}{2}$ d.
36a.	" " Extra Long	...	3 $\frac{1}{2}$ d.
36b.	" " Special	...	1/-
37.	Nuts and Bolts, 7/32"	...	box doz. 2d.
37f.	Nuts	...	box of 50 4d.
37bf.	Bolts, 7/32"	...	50 5d.
37f.	Nuts and Bolts, 7/32"	...	50 8d.
37g.	" " " " " " " "	...	144 1/9
38.	Washers	...	packet of 20 1d.
38s.	" " " " " " " "	...	box of 60 3d.
40.	Hanks of Cord	...	each 1 $\frac{1}{2}$ d.
41.	Propeller Blades	...	3d.



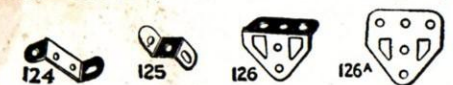
43.	Springs	...	each 2d.
44.	Cranked Bent Strips	...	1d.
45.	Double Bent Strips	...	1d.
46.	Double Angle Strips, 2 $\frac{1}{2}$ " x 1"	...	$\frac{1}{2}$ doz. 8d.
47.	" " " " " " " "	...	10 $\frac{1}{2}$ d.
47a.	" " " " " " " "	...	1/-
48.	" " " " " " " "	...	5d.
48a.	" " " " " " " "	...	6d.
48b.	" " " " " " " "	...	8d.
48c.	" " " " " " " "	...	10 $\frac{1}{2}$ d.
48d.	" " " " " " " "	...	1/-

MECCANO PARTS

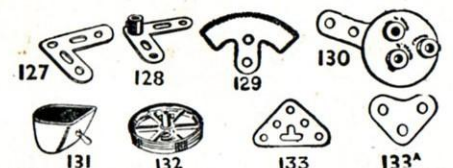


- No. 116. Fork Pieces, large ... each 2½d.
 116a. " " small ... 2d.
 117. Steel Balls, 1" diam. ... doz. 9d.
 118. Hub Discs, 5½" diam. ... each 1/-

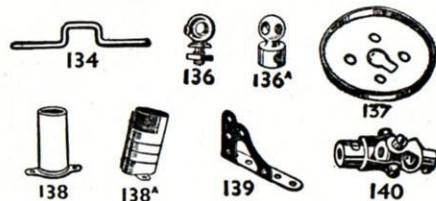
120. Buffers ... each 2d.
 120a. Spring Buffers ... 3d.
 120b. Compression Springs ... 1d.
 121. Train Couplings ... 1d.
 122. Miniature Loaded Sacks ... 1½d.
 123. Cone Pulleys ... 1/-



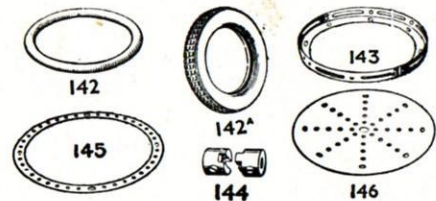
124. Reversed Angle Brackets, 1" ... ½ doz. 4½d.
 125. " " ½" ... 3d.
 126. Trunnions ... each 1½d.
 126a. Flat Trunnions ... 1d.



127. Simple Bell Cranks ... each 1d.
 128. Boss Bell Cranks ... 3d.
 129. Rack Segments, 3" diam. ... 5d.
 130. Eccentrics, Triple Throw ... 1/-
 131. Dredger Buckets ... 2½d.
 132. Flywheels, 2½" diam. ... 2/-
 133. Corner Brackets, 1½" ... 1d.
 133a. " " 1" ... 1d.

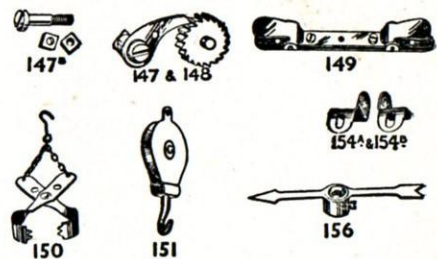


- No. 134. Crank Shafts, 1" stroke ... each 1d.
 135. Theodolite Protractors ... 2d.
 136. Handrail Supports ... 3d.
 136a. " Couplings ... 5½d.
 137. Wheel Flanges ... 2½d.
 138. Ships' Funnels ... 4d.
 138a-z. " Raked ... 9d.
 139. Flanged Brackets (right) ... 2d.
 139a. " (left) ... 2d.
 140. Universal Couplings ... 9d.
 141. Wire Lines (for suspending clock weights) ... 9d.

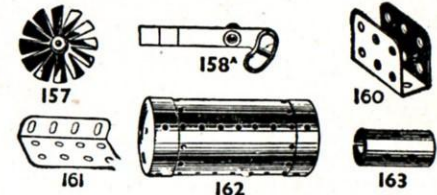


142. Rubber Rings, to fit 3" diam. rim ... each 3d.
 142a. Motor Tyres (to fit 2" diam. rims) ... 3½d.
 142b. " " 3" ... 7d.
 142c. " " 1" ... 1½d.
 142d. " " 1½" ... 2½d.
 143. Circular Girders, 5½" diam. ... 10d.
 144. Dog Clutches ... 4d.
 145. Circular Strips, 7½" diam. overall ... 1/-
 146. " Plates, 6" ... 7d.
 146a. " " 4" ... 4d.

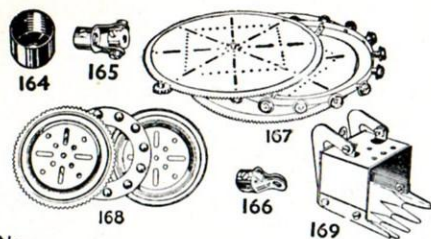
†The series includes 26 Funnels in the correct designs and colours of leading shipping companies.



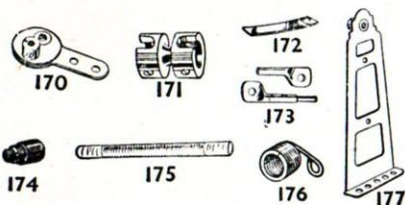
- No. 147. Pawls, with Pivot Bolt and Nuts ... each 3d.
 147a. Pawls ... 2d.
 147b. Pivot Bolts with 2 Nuts ... 1d.
 147c. Pawls, without boss ... 1d.
 148. Ratchet Wheels ... 4d.
 149. Collecting Shoes for electric locos ... 1/3
 150. Crane Grabs ... 6d.
 151. Pulley Blocks, Single Sheave ... 7d.
 152. " " Two ... 8d.
 153. " " Three ... 10½d.
 154a. Corner Angle Brackets, ½" (right hand) ... 1d.
 154b. " " ½" (left hand) ... 1d.
 155. Rubber Rings (for 1" pulleys) ... 1d.
 155a. " (white) ... 1d.
 156. Pointers (with boss), 2½" overall ... 4d.



157. Fans, 2" diam. ... each 3d.
 158a. Signal Arms, Home ... 5d.
 158b. " Distant ... 5d.
 160. Channel Bearings, 1½" x 1" x ½" ... 2d.
 161. Girder Brackets, 2" x 1" x ½" ... 1½d.
 162. Boilers, complete with Ends ... 11d.
 162a. Boiler Ends ... 2½d.
 162b. " without Ends ... 6d.
 163. Sleeve Pieces ... 2d.

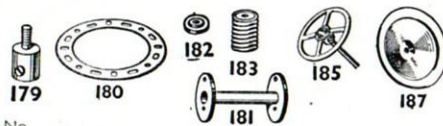


No.					
164.	Chimney Adaptors	each	2d.
165.	Swivel Bearings	6d.
166.	End	3d.
167.	Geared Roller Bearings	20/-
167a.	Roller Races, geared, 192 teeth	5/6
167b.	Ring Frames for Rollers	3/-
167c.	Pinions for Roller Bearings, 16 teeth	1/-
168.	Ball Bearings, 4" diam.	3d.
168a.	" Races, flanged disc	6d.
168b.	" " toothed	9d.
168c.	" Casings, complete with balls	1/9
169.	Digger Buckets	1/6

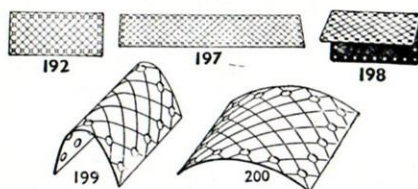


170.	Eccentrics, 1" throw	each	9d.
171.	Socket Couplings	11d.
172.	Pendulum Connections	1d.
173.	Rail Adaptors	pair	6d.
174.	Grease Cups	each	3d.
175.	Flexible Coupling Units	7d.
176.	Anchoring Springs for Cord	1d.
177.	Shafting Standards, large	1/-
178.	" " small	8d.

MECCANO PARTS



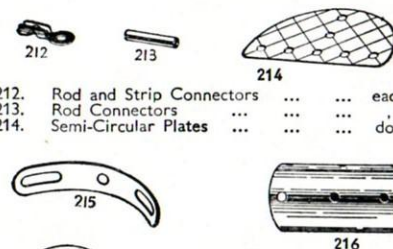
No.					
179.	Rod Sockets	each	3d.
180.	Toothed Gear Rings, 3 1/2" diam. (133 external teeth, 95 internal teeth)	1/-
181.	Bobbins	4d.
182.	Insulating Bushes	doz.	4d.
182a.	Insulating Washers	3d.
183.	Lamp Holders	each	3d.
184.	Lamps, 2 1/2-volt	5 1/2d.
184b.	" 3 1/2-volt	6 1/2d.
184c.	" 6-volt	7 1/2d.
184d.	" 10-volt	8 1/2d.
184e.	" 20-volt	10d.
185.	Steering Wheels, 1 1/2" diam.	6d.
186.	Driving Bands, 2 1/2" (light)	doz.	3d.
186a.	" " 6"	each	3d.
186b.	" " 10"	1d.
186c.	" " 10" (heavy)	1d.
186d.	" " 15"	2d.
186e.	" " 20"	3d.
187.	Road Wheels	4d.



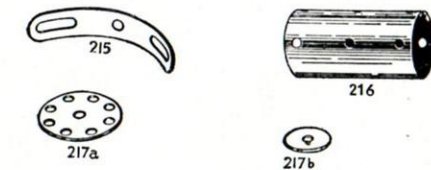
188.	Flexible Plates, 2 1/2" x 1 1/2"	doz.	8d.
189.	" " 2 1/2" x 1 1/2"	1/-
190.	" " 2 1/2" x 1 1/2"	9d.
190a.	" " 2 1/2" x 1 1/2"	1/3
191.	" " 2 1/2" x 1 1/2"	1/4
192.	" " 2 1/2" x 1 1/2"	1/9
193.	Strip Plates, 2 1/2" x 1 1/2"	5/-
194.	" " 2 1/2" x 1 1/2"	7/-
195.	Hinged Flat Plates, 4 1/2" x 2 1/2"	each	7d.
196.	Curved Plates, U-Section	1d.
197.	" " 1 1/2" radius	1 1/2d.



No.					
201.	Lamps with Flex, 3 1/2-volt	each	9d.
202.	Angle Brackets (for Headlamps)	1d.
203.	Headlamps	5d.
203a.	Headlamp Rim	2d.
203b.	" Body	2d.
204.	" Nuts	doz.	3d.
205.	" Glasses (Green, Plain or Red)	4d.
206.	Lampshades	each	4d.
207.	Lamp Bases	3d.
207a.	Lamp with Standard and Flex	1/1
208.	Battery Tags with Studs	2d.
208a.	Washers for Battery Studs	doz.	1d.
210.	Nuts	6d.
211a.	Helical Gears, 1 1/2" { Can only be used together	each	10d.
211b.	" " 1 1/2" { Can only be used together	2/3



212.	Rod and Strip Connectors	each	1d.
213.	Rod Connectors	1d.
214.	Semi-Circular Plates	doz.	1/9



215.	Formed Slotted Strips, 3"	each	1 1/2d.
216.	Cylinders, 2 1/2"	3 1/2d.
217a.	Discs, 1 1/2"	doz.	8d.
217b.	" " 1 1/2"	2d.
219.	Wheel Discs	each	1d.

TRANSFORMERS, RESISTANCE CONTROLLERS, CIRCUIT BREAKERS

Meccano Transformers provide a convenient and safe means of driving 6-volt or 20-volt Train Sets and Electric Motors from Alternating Current Mains. All Meccano Transformers, and the Hornby Transformer-Rectifier, are available for the following Alternating Current supplies :—100/110 volts, 50 cycles ; 200/225 volts, 50 cycles ; 225/250 volts, 50 cycles. They can be specially wound for other supplies. **In ordering a Transformer or a Transformer-Rectifier the voltage and frequency of the supply must be stated.** These particulars are given on the supply meter.

No. T20A TRANSFORMER



(Output 35 VA at 20/3½ volts) for 20-volt Trains or 20-volt Electric Motors. Fitted with speed regulator and output sockets for lighting fourteen 3½-volt lamps... .. Price **22/6**

No. T20 Transformer

(Output 20 VA at 20 volts) for 20-volt Trains or 20-volt Electric Motors. Fitted with speed regulator. Price **17/6**

No. T20M Transformer

(Output 20 VA at 20 volts) for 20-volt Trains or 20-volt Electric Motors. This is similar to No. T20, but is not fitted with speed regulator. Price **12/6**

No. T22M Transformer


(Output 50 VA at 20 volts) for 20-volt Trains. Not fitted with speed regulator. Will operate two trains at the same time, either on the same track or on two separate tracks. In the latter case two Resistance Controllers are necessary to give independent control. Price **13/6**

The above Transformers cannot be used with the locomotives of the new Hornby-Dublo Gauge OO System. The appropriate Transformer for this purpose is listed on page 21.

No. T6A TRANSFORMER

(Output 40 VA at 9/3½ volts) for 6-volt Trains or 6-volt Electric Motors. Fitted with speed regulator and separate circuit for supplying current for eighteen 3½-volt lamps. Price **22/6**

No. T6 TRANSFORMER



(Output 25 VA at 9 volts) for 6-volt Trains or 6-volt Electric Motors. Fitted with speed regulator. Price **17/6**

No. T6M Transformer

(Output 25 VA at 9 volts) for 6-volt Trains or 6-volt Electric Motors. This is similar to No. T6 but is not fitted with a speed regulator. Price **12/6**

No. T26M Transformer

(Output 50 VA at 9 volts) for 6-volt Trains. Not fitted with speed regulator. Will operate two trains at the same time either on the same track or on two separate tracks. In the latter case two Resistance Controllers are necessary to give independent control Price **13/6**

RESISTANCE CONTROLLER



Where a Hornby 6-volt Train or Meccano 6-volt Electric Motor is operated from a Meccano No. T6M or No. T26M Transformer, or an accumulator, or a Hornby 20-volt Train or Meccano 20-volt Electric Motor from a Meccano No. T20M or No. T22M Transformer, a Meccano Resistance Controller is required to control and regulate the speed of the Motor or Train.

Meccano Resistance Controller, 6-volt or 20-volt ... Price **3/9**

When ordering please specify voltage required.

CIRCUIT BREAKER



This automatic Circuit Breaker for Hornby Electric Railways does away with the necessity for the renewal of the fuse wire. If a short circuit occurs, the Circuit Breaker automatically disconnects the power supply from the track. When the cause of the trouble has been removed, the circuit is instantly restored by simply pressing a button.

Hornby Circuit Breaker, for 6-volt or 20-volt trains.

Price **3/6**

When ordering please specify voltage required.

No. TR6 Transformer-Rectifier (Output 6 volts at 1½ Amps.) for use with Hornby EPM16 Special Tank Locomotive (6-volt Permanent Magnet) ... Price **29/6**

Gauge OO


HORNBY-DUBLO TRAINS

The introduction this year of the Hornby-Dublo system, Gauge OO, marks a notable advance towards the ideal home railway. This is the finest system for the development of a miniature railway where space is limited. It is the perfect table-top railway! The trains are actually one seventy-fifth of the size of real trains, and are marvellous scale models of their prototypes.

Hornby-Dublo trains in motion are a joy to watch. The tiny locomotives, and the coaches or wagons they haul, are fascinating in their perfection; such a wealth of detail and realism has never before been attained. The engines are available with either electric or clockwork motors, simple, strong and reliable. The electric locomotives are fitted for remote control; starting, stopping, reversing and speed regulation are all carried out from the lineside by the movement of a single lever. All the coaches, vans and wagons have automatic couplings.

Hornby-Dublo electric trains operate on 12 volts Direct Current. They are intended to run from Alternating Current mains supply through a Dublo Transformer No. 1 and a Dublo Controller No. 1. If an A.C. mains supply is not available the trains can be run from 12-volt accumulators with a Dublo Controller No. 1a. **D.C. Mains Current must not be used.**

EDP1 HORNBY-DUBLO ELECTRIC & DP1 CLOCKWORK PASSENGER TRAIN SETS, L.N.E.R.



EDP1 Hornby-Dublo Electric Passenger Train Set

The components of the above Train Sets are obtainable separately at the following prices:—

EDL1 Hornby-Dublo Electric Streamlined Locomotive (Automatic Reversing) and Tender L.N.E.R. Price **29/6**

DL1 Hornby-Dublo Clockwork Streamlined Locomotive (Reversing) and Tender L.N.E.R. ... Price **23/-**

EDL1 Hornby-Dublo Electric Streamlined Locomotive L.N.E.R. (Automatic Reversing) without Tender. Price **25/-**

DL1 Hornby-Dublo Clockwork Streamlined Locomotive L.N.E.R. (Reversing) without Tender ... Price **18/6**

Hornby-Dublo Tender D1 L.N.E.R. Price **4/6**

Hornby-Dublo Two-Coach Articulated Unit D2 L.N.E.R. Price **6/6**

Dublo Controller No. 1 (for use with Dublo Transformer No. 1). Price **21/-**

Dublo Controller No. 1a (for use with 12-volt accumulators). Price **12/6**

ELECTRIC

EDP1 Hornby-Dublo Electric Passenger Train Set, L.N.E.R. (for use with Dublo Transformer No. 1) contains EDL1 Streamlined Locomotive "**Sir Nigel Gresley**" (Automatic Reversing), Tender D1, Two-Coach Articulated Unit D2, Dublo Controller No. 1, seven EDA Curved Rails, one EDAT Curved Terminal Rail and two EDB Straight Rails. (Transformer not included). Price **70/-**

For districts where the electric mains supply is Direct Current, or where there is no electric supply, the above Train Set is available packed with Dublo Controller No. 1a (for use with 12-volt accumulators) as follows:—

EDPA1 Hornby-Dublo Electric Passenger Train Set L.N.E.R. (with Dublo Controller No. 1a for use with 12-volt accumulators). Price **61/6**

CLOCKWORK

DP1 Hornby-Dublo Clockwork Passenger Train Set, L.N.E.R., contains DL1 Streamlined Locomotive "**Sir Nigel Gresley**" (Reversing), Tender D1, Two-Coach Articulated Unit D2, eight DA Curved Rails and two DB Straight Rails. Price **39/6**

HORNBY-DUBLO TRAINS

EDG7 HORNBY-DUBLO ELECTRIC & DG7 CLOCKWORK TANK GOODS TRAIN SETS

Gauge OO

DG7
Clockwork Tank
Goods Train Set
G.W.R.



The components of the above Train Sets are obtainable separately at the following prices:

EDL7 Hornby-Dublo Electric Tank Locomotive (Automatic Reversing) ... Price **17/6**

DL7 Hornby-Dublo Clockwork Tank Locomotive (Reversing) ... Price **12/6**

Hornby-Dublo Goods Brake Van D1 ... Price **2/6**

Hornby-Dublo Open Goods Wagon D1 ... Price **1/4**

Hornby-Dublo Goods Van D1 ... Price **1/6**

Dublo Controller No. 1 (for use with Transformer No. 1) Price **21/-**

Dublo Controller No. 1a (for use with 12-volt accumulators) Price **12/6**

ELECTRIC

EDG7 Hornby-Dublo Electric Tank Goods Train Set, L.M.S., L.N.E.R., G.W.R. or S.R. (for use with Dublo Transformer No. 1), EDL7 Tank Locomotive (Automatic Reversing), Open Goods Wagon D1, Goods Van D1, Goods Brake Van D1, Dublo Controller No. 1, seven EDA Curved Rails, one EDAT Curved Terminal Rail and two EDB Straight Rails. (Transformer not included). Price **55/-**

For districts where the electric mains supply is Direct Current, or where there is no electric supply, the above Train Set is available packed with Dublo Controller No. 1a (for use with 12-volt accumulators) as follows:

EDGA7 Hornby-Dublo Electric Tank Goods Train Set. (With Dublo Controller No. 1a for use with 12-volt accumulators) ... Price **46/6**

CLOCKWORK

DG7 Hornby-Dublo Clockwork Tank Goods Train Set, L.M.S., L.N.E.R., G.W.R. or S.R., DL7 Tank Locomotive (Reversing), Open Goods Wagon D1, Goods Van D1, Goods Brake Van D1, eight DA Curved Rails, and two DB Straight Rails. Price **27/6**

HORNBY-DUBLO GAUGE OO TRACK—16½ mm. (approximately ⅝-in.) 15in. Radius.

The track consists of solid drawn brass rails strongly mounted on a realistically printed metal base.

ELECTRIC



DB Straight Rail



DA Curved Rail

EDB Straight rails (length 11½ in.)	per doz. 15/-
EDB½ Straight half-rails	per doz. 12/-
EDBS Short rails	per doz. 9/-
EDA Curved rails (8 to circle)	per doz. 15/-
EDA½ Curved half-rails	per doz. 12/-
EDAT Curved terminal rails	per doz. 21/-
EDPR Points right-hand	per pair 9/6
EDPL Points left-hand	

CLOCKWORK


DB Straight rails (length 11½ in.)	per doz. 12/-
DB½ Straight half-rails.	per doz. 9/-
DBS Short rails.	per doz. 6/-
DA Curved rails (8 to circle).	per doz. 12/-
DA½ Curved half-rails.	per doz. 9/-
DPR Points right-hand.	per pair 6/6
DPL Points left-hand.	



EDPL Points


Gauge OO HORNBY-DUBLO ROLLING STOCK & ACCESSORIES

TWO-COACH ARTICULATED UNIT D2
L.N.E.R.




A perfect representation of the teak-finished Corridor Articulated Unit used on the principal L.N.E.R. expresses. Price 6/6

CORRIDOR COACH D1
L.N.E.R.




An accurately detailed model of a standard L.N.E.R. teak-finished Corridor Coach. Price 3/6

12-TON OPEN GOODS WAGON D1




A model of the standard 12-ton Open Goods Wagon. Available in the designs and colours of the four railway groups. Price 1/4

GOODS BRAKE VAN D1
S.R.




The latest type of 25-ton Goods Brake Van operated by the Southern Railway. Price 2/6

GOODS BRAKE VAN D1
G.W.



A fine model of the characteristic 20-ton long-bodied G.W.R. Goods Brake Van. Price 2/6

GOODS BRAKE VAN D1
L.N.E.R.




An accurate model of the standard L.N.E.R. 20-ton Goods Brake Van. Price 2/6

GOODS BRAKE VAN D1
L.M.S.



This Van is coloured in the latest L.M.S. bauxite brown. Price 2/6

12-TON GOODS VAN D1



These Ventilated Vans are typical of the practice of the companies they represent. Price 1/6

SIGNAL CABIN D1



A typical example in wood of a medium-sized Signal Cabin. Supplied with four gummed slips printed with the names "Berwick," "Penrith," "Truro" and "Ashford." Price 11d.

MINIATURE RAILWAY STAFF D1




This Set consists of six figures, Driver, Porter, Ticket Collector, Stationmaster, Guard and Shunter. Price 1/-

MINIATURE PASSENGERS D2



The Set includes three men and three women passengers. Price 1/-


BUFFER STOP D1



A particularly realistic model of a type to be seen in the sidings in most goods yards. Price 10d.


HORNBY-DUBLO ACCESSORIES

MAIN LINE STATION D1




A particularly fine model in wood of a modern-style station. It is long enough to accommodate a three-coach train, and is supplied with printed gummed slips giving a choice of four names—"Berwick" (L.N.E.R.), "Penrith" (L.M.S.), "Truro" (G.W.R.) and "Ashford" (S.R.). Size: Length 24in., width 4½in., height 3½in. Price 7/6

ISLAND PLATFORM D1




This platform can be used separately between two tracks, or in conjunction with the Main Line Station, which it resembles in design and construction. Size: Length 24in., width 2½in., height 2½in. Price 4/9

GOODS DEPOT D1



A realistic depot for goods traffic in the same style as the Main Line Station and Island Platform. Size: Length 12in., width 4in., height 2½in. Price 4/11

UPPER- QUADRANT SIGNALS D1



These splendid models of the latest type Upper-Quadrant Signals are correctly finished and work perfectly. Two types are available:—

SIGNAL D1

Single Arm "Home" (as illustrated) or "Distant" Price 1/-

SIGNAL D2

Double Arm "Home" and "Distant" Price 1/4

Gauge OO TUNNEL D1 (SHORT)



This Tunnel is 5½ins. long and is suitable for either curved or straight track. Price 1/3

TUNNEL D2 (LONG)



This Tunnel is 11½ins. long. It cannot be used on curved track. Price 1/8

DUBLO TRANSFORMER No. 1 (Output 10 VA at 12 volts)



This Transformer has an output of 10VA at 12 volts, and is available for the following Alternating Current supplies: 100/110 volts, 50 cycles, and 210/240 volts, 50 cycles. It can be specially wound for other supplies, if required. Price 10/6

DUBLO CONTROLLER No. 1 (for use with Dublo Transformer)



This Controller is fitted with a single handle by which a train can be started, stopped, reversed and regulated for speed. A circuit breaker is incorporated. Price 21/-

DUBLO CONTROLLER No. 1a (for use with 12-volt accumulators)

This Controller, similar to No. 1 described above, is for use with 12-volt accumulators. Price 12/6

HORNBY Gauge O TRAINS

ELECTRIC AND CLOCKWORK

The famous Hornby Gauge O Railway system, which has grown steadily in popularity since it was introduced over twenty years ago, includes everything that is required to reproduce in miniature almost all the operations that are carried out day-by-day by the real railways. There are Locomotives, Coaches and Wagons finished in the colours of your own favourite group, so that you can reproduce a section of this in miniature. The Accessories include Stations, Signals, Engine Sheds and so on, many of which can be obtained wired for electric lighting.

HORNBY ELECTRIC TRAINS

Hornby Electric Trains can be run from the house lighting supply where this is Alternating Current. Power is obtained through a Meccano Transformer (except for the 6-volt EPM16 Locomotive, which requires a Hornby Transformer-Rectifier). The Transformer reduces the high voltage of the mains to a safe low voltage. There is no risk of shock, as there is no direct connection between the railway and the mains supply.

All Meccano Transformers comply fully with the requirements of the British Standards Institution; and to ensure absolute safety the insulation of each Meccano Transformer is tested at a pressure of 2,000 volts.

Direct Current mains supply **MUST NOT BE USED** to run a Hornby Electric Locomotive, on account of the risk of shock.

Where Alternating Current mains supply is not available, accumulators must be used. A Hornby 6-volt Locomotive requires a current of not less than 2 amps. from a 6-volt accumulator; a 20-volt Locomotive requires a current of 1 amp. at 14 volts from accumulators.

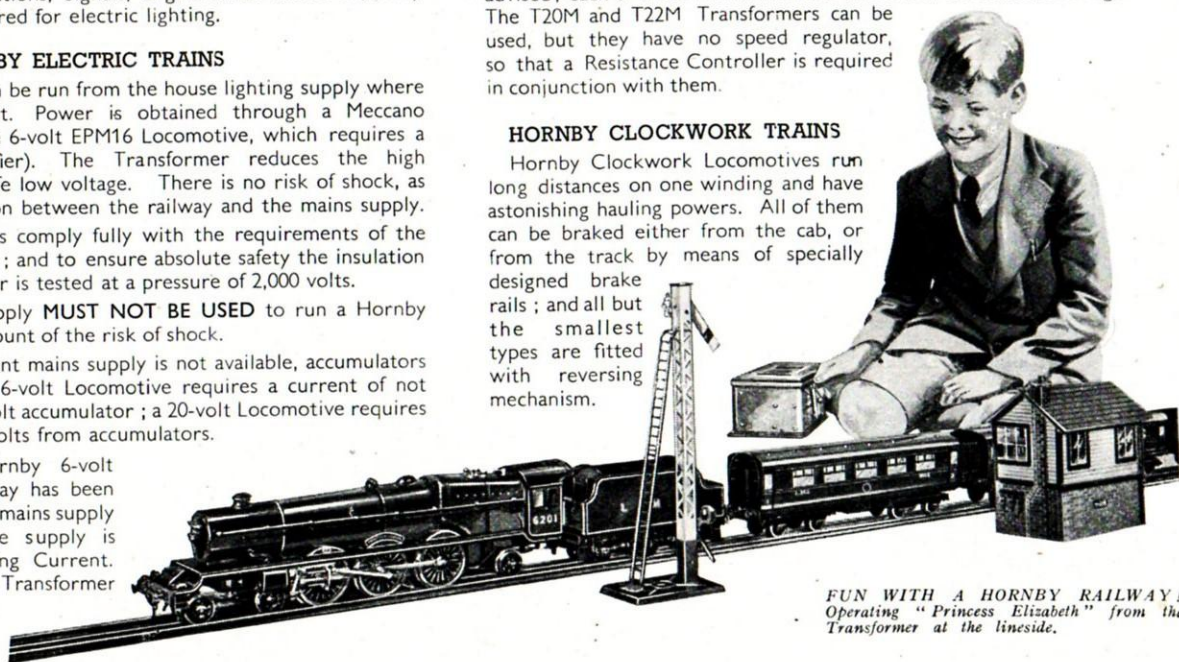
Sometimes after a Hornby 6-volt accumulator-operated railway has been purchased on account of the mains supply being Direct Current, the supply is changed over to Alternating Current. Then, if desired, a Meccano Transformer can be substituted, no other change being necessary.

THE FAMOUS HORNBY REMOTE CONTROL

The larger Hornby 20-volt Electric Locomotives featured in this catalogue can be **CONTROLLED COMPLETELY FROM THE LINESIDE**. Starting, stopping, reversing and speed regulation are all effected by means of a single lever, without any necessity for handling the train. With these locomotives the use of a T20A or T20 Transformer is strongly advised; each of these Transformers is fitted with a 5-stud speed regulator. The T20M and T22M Transformers can be used, but they have no speed regulator, so that a Resistance Controller is required in conjunction with them.

HORNBY CLOCKWORK TRAINS

Hornby Clockwork Locomotives run long distances on one winding and have astonishing hauling powers. All of them can be braked either from the cab, or from the track by means of specially designed brake rails; and all but the smallest types are fitted with reversing mechanism.




*FUN WITH A HORNBY RAILWAY!
Operating "Princess Elizabeth" from the
Transformer at the lineside.*

HORNBY TRAINS

Gauge O

"Princess Elizabeth"

20-VOLT ELECTRIC LOCOMOTIVE WITH TENDER—AUTOMATIC REVERSING



This is a magnificent Hornby scale model of the L.M.S. 4-6-2 "Princess Elizabeth" locomotive that made a world record for non-stop steam travel in covering the 401.4 miles from Glasgow to London at an average speed of 70 m.p.h. It includes all the main features of the actual engine—massive six-coupled driving wheels, outside cylinders and motion, tapered boiler and fire-box, oval-headed buffers at the front, accurate internal details of cab and tender and Royal nameplate. The boiler fittings are characteristic; the sturdy chimney and squat dome, the top-feed apparatus, the dwarf safety valve columns and horizontal hooter all follow the real ones very closely.

The Hornby 20-volt automatic reversing motor that is fitted ensures abundant power and makes "Princess Elizabeth" the ideal engine for the

fastest and heaviest trains. The remarkable efficiency and fine appearance of the model appeal to all who see it. When Driver Clarke of the real "Princess Elizabeth" saw the Hornby model he said "It's fine!"

The enamelling and lining follow L.M.S. practice faithfully, and the general finish is of the highest Hornby quality.

Price, complete with tender, in special presentation box, **£5 5 0** "Princess Elizabeth" will run on the standard Hornby 2ft. radius tinplate track, but in order to allow this splendid locomotive to run at its highest speed, and to show the immense loads it will pull, the new Hornby solid steel track should be used. For details see page 27.

To make up a suitable train for the "Princess Elizabeth" Locomotive the No. 2 Corridor Coaches L.M.S., featured on page 41, should be used.

For particulars of Deferred Payment Terms, see page 68

QUALITY FEATURES OF "PRINCESS ELIZABETH" MOTOR


- | | |
|---|--|
| <p>1. FIELD.—Constructed of electrical steel laminations, and scientifically designed to obtain maximum power.</p> <p>2. DRIVING WHEELS.—Accurately pressure diecast to give maximum adhesion and smooth running.</p> <p>3. GEARS.—All gears machine cut.</p> <p>4. BEARINGS.—All Bearings are of phosphor bronze</p> | <p>5. ARMATURE.—Of laminated electrical steel, mounted on a shaft machined from specially selected high grade steel.</p> <p>6. SIDEPLATES.—Hard rolled brass, rigidly connected by turned pillars.</p> <p>7. COMMUTATOR.—Constructed with hard copper segments moulded into a Bakelite body.</p> |
| | <p>8. BRUSH HOLDERS.—Of brass, rigidly mounted on a Bakelite moulded bracket.</p> <p>9. BRUSHES.—Of self-lubricating Morganite Carbon.</p> <p>10. REVERSING SWITCH.—Bakelite moulded switch barrel with bronze contact springs. Working parts of the automatic mechanism are case hardened.</p> |

Gauge O

HORNBY TRAINS

HORNBY E320 ELECTRIC and No. 3C CLOCKWORK PASSENGER TRAIN SETS

"THE FLYING SCOTSMAN" (L.N.E.R.), hauled by the "Flying Scotsman" Locomotive. "THE ROYAL SCOT" (L.M.S.), hauled by the "Royal Scot" Locomotive.
 "CORNISH RIVIERA EXPRESS" (G.W.R.), hauled by the "Caerphilly Castle" Locomotive.



No. 3C "The Flying Scotsman" Train Set (L.N.E.R.)

20-VOLT ELECTRIC—AUTOMATIC REVERSING

E320 (20-volt). Locomotive (automatic reversing) with electric headlamp, No. 2 Special Tender, two No. 2 Corridor Coaches, one No. 2 Corridor Composite Coach, twelve EA2 Curved Rails, four EB1 Straight Rails and a Terminal Connecting Plate. Space required—6ft. 3in. by 4ft. 6in. ... Price **71/6**


CLOCKWORK

No. 3C (Clockwork). Locomotive (reversing), No. 2 Special Tender, one No. 2 Corridor Coach, one No. 2 Corridor Composite Coach, twelve A2 Curved Rails, three B1 Straight Rails and a BBR1 Straight Brake and Reverse Rail by means of which the Train can be either braked or reversed from the track. Space required—6ft. 3in. by 4ft. 6in. ... Price **50/-**

For particulars of Deferred Payment Terms see page 68.

HORNBY E320 ELECTRIC and No. 3C CLOCKWORK PULLMAN TRAIN SETS

These Sets carry the name of the following well-known British Express :—
 "THE GOLDEN ARROW" (S.R.), hauled by the "Lord Nelson" Locomotive.



20-VOLT ELECTRIC—AUTOMATIC REVERSING

E320 (20-volt). Locomotive (automatic reversing) with electric headlamp, No. 2 Special Tender, one No. 2 Special Pullman Coach, one No. 2 Special Pullman Coach Composite, twelve EA2 Curved Rails, four EB1 Straight Rails and a Terminal Connecting Plate. Space required—6ft. 3in. by 4ft. 6in. ... Price **75/-**

CLOCKWORK

No. 3C (Clockwork). Locomotive (reversing), No. 2 Special Tender, one No. 2 Special Pullman Coach, one No. 2 Special Pullman Coach Composite, twelve A2 Curved Rails, three B1 Straight Rails and one BBR1 Straight Brake and Reverse Rail by means of which the Train can be either braked or reversed from the track. Space required 6ft. 3in. by 4ft. 6in. Price **60/-**

The components of the Train Sets shown on this page are obtainable separately at the following prices :—

Hornby E320 Electric Locomotive (20-volt) automatic reversing (without Tender)	Price 32/6
Hornby No. 2 Special Tender	Price 6/6
Hornby No. 2 Special Pullman Coach	Price 13/6
Hornby No. 2 Corridor Coach	Price 7/6

Hornby No. 3C Clockwork Locomotive, reversing (without Tender)	Price 22/6
Hornby No. 2 Corridor Composite Coach	Price 7/6
Hornby No. 2 Special Pullman Coach Composite	Price 13/6


The prices of Hornby Rails are given on pages 51/52 (tinplate) and 27 (solid steel). For particulars and prices of Transformers see page 17.

HORNBY TRAINS

Gauge O

HORNBY E320 ELECTRIC & No. 3C CLOCKWORK RIVIERA "BLUE" PASSENGER TRAIN SETS

E320 Electric
Riviera "Blue"
Passenger
Train Set



20-VOLT ELECTRIC—AUTOMATIC REVERSING

E320 (20-volt). Locomotive (automatic reversing) with electric headlamp, No. 3 Riviera "Blue" Tender, Riviera "Blue" Dining Car, Riviera "Blue" Sleeping Car, twelve EA2 Curved Rails, four EB1 Straight Rails and a Terminal Connecting Plate. Space required—6ft. 3in. by 4ft. 6in. The Set is supplied in correct Riviera "Blue" Train colours.

Price 69/-


CLOCKWORK

No. 3C (Clockwork). Locomotive (reversing), No. 3 Riviera "Blue" Tender, Riviera "Blue" Dining Car, Riviera "Blue" Sleeping Car, twelve A2 Curved Rails, three B1 Straight Rails and a BBR1 Straight Brake and Reverse Rail by means of which the Train can be either braked or reversed from the Track. Space required—6ft. 3in. by 4ft. 6in. The Set is supplied in correct Riviera "Blue" Train colours Price 55/-

The components of the above Train Sets are obtainable separately at the following prices:—

The components of the above Train Sets are obtainable separately at the following prices:—					
Hornby E320 Electric Riviera "Blue" Locomotive (20-volt) automatic reversing (without Tender)	Price 32/6
Hornby No. 3C Clockwork Riviera "Blue" Locomotive, reversing (without Tender)	Price 22/6
Hornby No. 3 Riviera "Blue" Tender Price 5/6	Hornby Riviera "Blue" Dining Car Price 11/-	Hornby Riviera "Blue" Sleeping Car	Price 11/-		

E320 and E36 ELECTRIC and No. 3C CLOCKWORK METROPOLITAN TRAIN SETS



Hornby E36 Electric Metropolitan Train Set

20-VOLT AND 6-VOLT ELECTRIC

E320 (20-volt). Locomotive (automatic reversing) with electric headlamp, first-class compartment coach and brake-third coach, both fitted for electric lighting, twelve EA2 Curved Rails and a 20-volt Terminal Connecting Plate. Space required—4ft. 6in. square. Supplied in the standard colours of the London Metropolitan Line Price 60/-

E36 (6-volt). This set is similar to the E320 Set except that the locomotive has a 6-volt motor (reversible by hand) and a 6-volt Terminal Connecting Plate is included Price 57/6

The components of the above Train Sets are obtainable separately at the following prices:—

Hornby E320 Metropolitan Locomotive (20-volt), automatic reversing	Price 32/6
Hornby E36 Metropolitan Electric Locomotive (6-volt) reversible by hand	Price 30/-
Metropolitan Coach C (first-class or brake-third)	Price 7/6
Metropolitan Coach E fitted for electric lighting (first-class or brake-third)	Price 11/6
Hornby No. 3C Metropolitan Clockwork Locomotive (reversing)	Price 21/-

The prices of Hornby Rails are given in pages 51/52 (tinplate) and 27 (solid steel).

For particulars and prices of Transformers see page 17.

Gauge O

HORNBY TRAINS

HORNBY E220 SPECIAL ELECTRIC and No. 2 SPECIAL CLOCKWORK PASSENGER TRAIN SETS

"THE YORKSHIREMAN" (L.M.S.), hauled by the "Standard Compound" Class Locomotive "No. 1185." "THE SCARBOROUGH FLYER" (L.N.E.R.), hauled by the "Hunt" Class Locomotive "The Bramham Moor." "THE BRISTOLIAN" (G.W.R.), hauled by the "County" Class Locomotive "County of Bedford." "FOLKESTONE FLYER" hauled by the "L1" Class Locomotive "No. 1759."



No. 2 Special Clockwork Passenger Train Set "The Yorkshireman" (L.M.S.)

20-VOLT ELECTRIC—AUTOMATIC REVERSING

E220 Special (20-volt). True-to-type Locomotive (automatic reversing) with electric headlamp, one No. 2 Special Tender, two No. 2 Corridor Coaches, one No. 2 Corridor Composite Coach, twelve EA2 Curved Rails, two EB1 Straight Rails and a Terminal Connecting Plate. Space required—5ft. 4in. by 4ft. 6in. ... Price **76/-**

The components of the above Train Sets are obtainable separately at the following prices:—

Hornby E220 Special Electric Locomotive (20-volt) automatic reversing (without Tender) Price **38/6** Hornby No. 2 Special Clockwork Locomotive, reversing (without Tender) Price **28/6**
 No. 2 Special Tender Price **6/6** No. 2 Corridor Coach Price **7/6** No. 2 Corridor Composite Coach Price **7/6**

CLOCKWORK

No. 2 Special (Clockwork). True-to-type Locomotive (reversing), one No. 2 Special Tender, one No. 2 Corridor Coach, one No. 2 Corridor Composite Coach, twelve A2 Curved Rails, one B1 Straight Rail and one BBR1 Straight Brake and Reverse Rail by means of which the Train can be either braked or reversed from the track. Space required—5ft. 4in. by 4ft. 6in. ... Price **55/-**

HORNBY MODEL OF THE "SCHOOLS" CLASS LOCOMOTIVE "ETON"

This is a fine scale model of the first member of the famous "Schools" class, perhaps the most popular series of locomotives ever produced by the Southern Railway Company.


All who are interested in scale-model locomotives, and especially "Southern" enthusiasts, will welcome "ETON" both for its beauty and its fine performance.

E420
20-VOLT ELECTRIC
AUTOMATIC
REVERSING

Locomotive

Price **43/6**

Tender.

Price **6/6**

No. 4C
CLOCKWORK

Locomotive

Price **36/6**

Tender.

Price **6/6**

The prices of Hornby Rails are given on pages 27 (solid steel) and 51/52 (tinplate). For particulars and prices of Transformers see page 17.

Gauge O, 1½ in.

HORNBY SOLID STEEL TRACK

3ft. Radius

ELECTRIC ONLY

Although our standard tinplate rails are the acknowledged best of their class, we have felt that in order to do justice to the speed and hauling power of our locomotives, especially "PRINCESS ELIZABETH" and E420 "ETON," a drawn steel rail is essential. We set out to produce the perfect miniature railway track, and we have achieved our aim in the Hornby Solid Steel Track. The rails and points of this system are of the very highest quality, yet are sold at reasonable prices. We are confident that they will give satisfaction, not only to Hornby Train users, but to all model railway enthusiasts. The track is joined up by means of fishplates which are supplied with each rail.

STRAIGHT RAILS**ELECTRIC**

EB3	Straight Rails. (Length 23in.)	each	2/8
EB3½	Straight Half Rails	1/7
EB3¼	Straight Quarter Rail	1/-
TRS	Electrical Terminal for Solid Section Rail	per pair	4d.

CURVED RAILS**ELECTRIC**

EA3	Curved Rails	each	2/8
EA3½	Curved Half Rails	1/7

Many owners of Hornby Railways with tinplate rails will want to add solid steel track to their layouts. To enable them to do this special adapting pieces are available.

A.P. Adapting Pieces, per box of six ... **1/-**

**QUALITY FEATURES
OF
ELECTRIC SOLID STEEL TRACK**

1. **RAILS.** Solid drawn steel section, zinc coated to prevent rust and to ensure good electrical contact. The overall diameter of a circle made up of 10 Curved rails is 77in.
2. **SLEEPERS.** Pressed steel, of similar design to the steel sleepers used on actual railways. Each sleeper is pierced so that the track can be screwed down to a wood base.
3. **POINTS.** On solid base, providing the greatest possible rigidity. Lever movement simple and positive. Right-hand and Left-hand points available.

**ELECTRIC POINTS
(Hand Operated)**



EPR3	Right-hand Points	each	8/3
EPL3	Left-hand Points	8/3

FP FISHPLATES

For joining up track doz. **6d.**

A specimen rail formation assembled with solid steel track.



Rails required:


14 EA3. 2 EB3½. 1 EPL3. 1 EPR3.

*For Prices of Tinplate Rails
see pages 51 and 52*

HORNBY TRAINS

Gauge O HORNBY E220 ELECTRIC & No. 2 CLOCKWORK TANK PASSENGER TRAIN SETS

E220 Electric
Tank Passenger
Train Set



20-VOLT ELECTRIC—AUTOMATIC REVERSING

E220 (20-volt). Tank Locomotive (automatic reversing) with electric headlamp, one first-third No. 2 Passenger Coach, one brake-third No. 2 Passenger Coach, twelve EA2 Curved Rails, two EB1 Straight Rails and a Terminal Connecting Plate. Space required—5ft. 4in. by 4ft. 6in. The Set is available in L.M.S., L.N.E.R., G.W.R. or S.R. colours.

Price 54/-

CLOCKWORK

No. 2 (Clockwork). Tank Locomotive (reversing), one first-third No. 2 Passenger Coach, one brake-third No. 2 Passenger Coach, twelve A2 Curved Rails, one B1 Straight Rail and one BBR1 Straight Brake and Reverse Rail by means of which the Train can be either braked or reversed from the track. Space required—5ft. 4in. by 4ft. 6in. The Set is available in L.M.S., L.N.E.R., G.W.R. or S.R. colours Price 39/6


The components of the above Train Sets are obtainable separately at the following prices :-

Hornby E220 Special Electric Tank Locomotive (20-volt) automatic reversing Price 32/6
No. 2 Passenger Coach, first-third Price 7/- No. 2 Passenger Coach, brake-third Price 7/-

Hornby No. 2 Special Clockwork Tank Locomotive, reversing Price 21/-
The prices of Hornby Rails are given on pages 51/52 (tinplate) and 27 (solid steel).

For particulars of Deferred Payment Terms see page 68

HORNBY E220 ELECTRIC TANK and No. 2 CLOCKWORK TANK MIXED GOODS TRAIN SETS



E220 Electric Tank Mixed Goods Train Set

20-VOLT ELECTRIC—AUTOMATIC REVERSING

E220 (20-volt). Tank Locomotive (automatic reversing) with electric headlamp, No. 1 Wagon, No. 1 Cattle Truck, Oil Tank Wagon, Brake Van, twelve EA2 Rails, two EB1 Straight Rails and a Terminal Connecting Plate. Space required—5ft. 4in. by 4ft. 6in. The Set is supplied in L.M.S., L.N.E.R., G.W.R. or S.R. colours Price 48/-

CLOCKWORK

No. 2 (Clockwork). Tank Locomotive (reversing), No. 1 Wagon, No. 1 Cattle Truck, Oil Tank Wagon, Brake Van, twelve A2 Curved Rails, one B1 Straight Rail and a BBR1 Straight Brake and Reverse Rail by means of which the Train can be either braked or reversed from the track. Space required—5ft. 4in. by 4ft. 6in. The Set is supplied in L.M.S., L.N.E.R., G.W.R. or S.R. colours Price 35/-

The components of the above Train Sets are obtainable separately at the following prices :-

Hornby E220 Special Electric Tank Locomotive (20-volt) automatic reversing Price 32/6
No. 1 Wagon Price 1/6 No. 1 Cattle Truck Price 2/3


Hornby No. 2 Special Clockwork Tank Locomotive, reversing Price 21/-
Oil Tank Wagon Price 1/11 Brake Van Price 2/9

HORNBY TRAINS

Gauge O

HORNBY E120 SPECIAL ELECTRIC and No. 1 SPECIAL CLOCKWORK PASSENGER TRAIN SETS

"QUEEN OF SCOTS" (L.N.E.R.) "BOURNEMOUTH BELLE" (S.R.) "THE COMET" (L.M.S.) "TORBAY EXPRESS" (G.W.R.)



E120 Special Electric Passenger Train Set, L.N.E.R.

20-VOLT ELECTRIC—AUTOMATIC REVERSING

E120 Special (20-volt). Locomotive (automatic reversing) with electric headlamp, No. 1 Special Tender, two No. 1 Pullman Coaches and one No. 1 Pullman Composite Coach for L.N.E.R. and S.R., or two No. 1 Passenger Coaches and a Guard's Van for L.M.S. and G.W.R., twelve EA2 Curved Rails, two EB1 Straight Rails and a Terminal Connecting Plate. Space required—5ft. 4in. by 4 ft. 6in. ... Price **48/-**

The components of the above Train Sets are obtainable separately at the following prices:—


Hornby E120 Special Locomotive (20-volt) automatic reversing (without tender) ... Price **30/-**
 No. 1 Special Tender ... Price **3/6** No. 1 Pullman Coach ... Price **2/6** No. 1 Pullman Composite Coach ... Price **2/6**

CLOCKWORK

No. 1 Special (Clockwork). Locomotive (reversing), No. 1 Special Tender, two No. 1 Pullman Coaches and one No. 1 Pullman Composite Coach for L.N.E.R. and S.R., or two No. 1 Passenger Coaches and Guard's Van for L.M.S. and G.W.R., twelve A2 Curved Rails, one B1 Straight Rail and one BBR1 Brake and Reverse Rail by means of which the Train can be either braked or reversed from the track. Space required—5ft. 4in. by 4ft. 6in. ... Price **33/6**

Hornby No. 1 Special Clockwork Locomotive, reversing (without tender) ... Price **17/6**
 No. 1 Passenger Coach ... Price **2/6** Guard's Van ... Price **2/6**

HORNBY E120 SPECIAL ELECTRIC and No. 1 SPECIAL CLOCKWORK TANK GOODS TRAIN SETS



E120 Special Electric Tank Goods Train Set

20-VOLT ELECTRIC—AUTOMATIC REVERSING

E120 Special Tank (20-volt). Tank Locomotive (automatic reversing) with an electric headlamp, No. 1 Wagon, Oil Tank Wagon, Brake Van, twelve EA2 Curved Rails, two EB1 Straight Rails and a Terminal Connecting Plate. Space required—5ft. 4in. by 4ft. 6in. The Set is supplied in L.M.S., L.N.E.R., G.W.R. or S.R. colours. ... Price **43/6**

The components of the above Train Sets are obtainable separately at the following prices:—

Hornby E120 Special Electric Tank Locomotive (20-volt) automatic reversing ... Price **30/-**
 No. 1 Wagon ... Price **1/6** Oil Tank Wagon ... Price **1/11**

CLOCKWORK

No. 1 Special Tank (Clockwork). Tank Locomotive (reversing), No. 1 Wagon, Oil Tank Wagon, Brake Van, twelve A2 Curved Rails, one B1 Straight Rail and one BBR1 Brake and Reverse Rail by means of which the Train can be either braked or reversed from the track. Space required—5ft. 4in. by 4ft. 6in. The Set is supplied in L.M.S., L.N.E.R., G.W.R. or S.R. colours. ... Price **28/-**

Hornby No. 1 Special Clockwork Tank Locomotive (reversing) ... Price **17/6**
 Brake Van ... Price **2/9**


The prices of Hornby Rails are given in pages 51/52 (tinplate) and 27 (solid steel). For particulars and prices of Transformers see page 17

HORNBY TRAINS

Gauge O

HORNBY No. 1 PASSENGER TRAIN SET (Clockwork only)

"CAMBRIAN COAST EXPRESS" (G.W.R.), "THE PINES EXPRESS" (L.M.S.), "ABERDONIAN" (L.N.E.R.), "BOURNEMOUTH LIMITED" (S.R.)




No. 1 (Clockwork). Locomotive (reversing), No. O/1 Tender, two No. 1 Passenger Coaches, Guard's Van, eleven A2 Curved Rails and an AB2 Curved Brake Rail by means of which the Train can be either braked or reversed from the track. Space required—4ft. 6in. square Price **26/-**

The components of the above Train Set can be purchased separately. For prices see foot of page.

HORNBY E120 ELECTRIC and No. 1 CLOCKWORK GOODS TRAIN SETS

For particulars
of Deferred
Payment Terms
see page 68.



E120 Electric Goods Train Set

20-VOLT ELECTRIC

E120 (20-volt). Locomotive (reversing) with electric headlamp, No. O/1 Tender, No. 1 Wagon, Brake Van, twelve EA2 Rails, and a Terminal Connecting Plate. Space required—4ft. 6in. square. Available in L.M.S., L.N.E.R., G.W.R. or S.R. colours Price **33/6**

CLOCKWORK

No. 1 (Clockwork). Locomotive (reversing), No. O/1 Tender, No. 1 Wagon, Brake Van, eleven A2 Curved Rails and an AB2 Curved Brake Rail by means of which the Train can be either braked or reversed from the track. Space required—4ft. 6in. square. Available in L.M.S., L.N.E.R., G.W.R. or S.R. colours Price **23/6**

The components of the above Train Sets are obtainable separately at the following prices:—


Hornby E120 Electric Locomotive (20-volt) reversing (without Tender) ...	Price 20/-
Hornby No. 1 Clockwork Locomotive, reversing (without Tender) ...	Price 13/-
No. O/1 Tender	Price 2/-
No. 1 Passenger Coach	Price 2/6

Guard's Van	Price 2/6
No. 1 Wagon	Price 1/6
Brake Van	Price 2/9

The prices of Hornby Rails are given on pages 51/52 (tinplate) and 27 (solid steel). For particulars and prices of Transformers see page 17.

HORNBY TRAINS

HORNBY E120 ELECTRIC and No. 1 CLOCKWORK TANK GOODS TRAIN SETS Gauge O



E120 Electric Tank Goods Train Set

20-VOLT ELECTRIC

E120 (20-volt). Tank Locomotive (reversing) with electric headlamp, No. 1 Wagon, Oil Tank Wagon, Brake Van, twelve EA2 Curved Rails and a Terminal Connecting Plate. Space required—4ft. 6in. square. Available in L.M.S., L.N.E.R., G.W.R. or S.R. colours. Price **33/6**


The components of the above Train Sets are obtainable separately at the following prices:—

Hornby E120 Electric Tank Locomotive (20-volt) reversible from the cab ... Price **20/-**
No. 1 Wagon ... Price **1/6** Oil Tank Wagon ...

No. 1 (Clockwork). Tank Locomotive (reversing), No. 1 Wagon, Oil Tank Wagon, Brake Van, eleven A2 Curved Rails, and one AB2 Curved Brake Rail by means of which the Train can be either braked or reversed from the track. Space required—4ft. 6in. square. Available in L.M.S., L.N.E.R., G.W.R. or S.R. colours ... Price **23/6**

Hornby No. 1 Clockwork Tank Locomotive (reversing) ... Price **13/-**
Brake Van ... Price **2/9**

No. O "SILVER JUBILEE" TRAIN SET L.N.E.R. (Clockwork only)



Streamlined Locomotive "Silver Link" (non-reversing) and Tender, finished in silver and grey, Articulated Saloon Coach, five M9 Curved Rails and an MB9 Curved Brake Rail by means of which the train can be braked from the track. Space required—2ft. square. ... Price **7/6**

No. O STREAMLINED TRAIN SET (Clockwork only)

Similar in design to, and having the same contents as, the No. O "Silver Jubilee" Train Set, illustrated and described above. Finished in two different colour schemes, maroon/cream and light green/dark green, and without lettering ... Price **7/6**

The components of the above Train Sets are obtainable separately at the following prices:—


No. O "Silver Link" Clockwork Locomotive, non-reversing (without Tender) ... Price **3/6**
No. O Streamlined Locomotive, non-reversing (without Tender) ... Price **3/6**
No. O Streamlined Tender ... Price **1/-**

No. O Streamlined Articulated Saloon Coach ... Price **1/9**
No. O "Silver Link" Tender ... Price **1/-**
No. O "Silver Jubilee" Articulated Saloon Coach ... Price **1/9**

Gauge O

HORNBY TRAINS


HORNBY No. O GOODS TRAIN SET (Clockwork only)



No. O (Clockwork). Locomotive (reversing), No. O/1 Tender, No. O Wagon, No. 1 Timber Wagon, six A1 Curved Rails, one B1 Straight Rail and one BB1 Straight Brake Rail by means of which the Train can be braked from the track. Space required—3ft. 3in. by 2ft. 6in. Available with Locomotive, Tender and Wagon in L.M.S., L.N.E.R., G.W.R. or S.R. colours. Price **17/3**

The components of the above Train Set can be purchased separately. For prices see foot of page.

HORNBY EO20 ELECTRIC and No. O CLOCKWORK PASSENGER TRAIN SETS



EO20 Electric Passenger Train Set

20-VOLT ELECTRIC

EO20 (20-volt). Locomotive (reversing) with electric headlamp, No. O/1 Tender, two No. O Pullman Coaches, six EA1 Curved Rails, two EB1 Straight Rails and one Terminal Connecting Plate. Space required—3ft. 3in. by 2ft. 6in. Available with Locomotive and Tender in L.M.S., L.N.E.R., G.W.R. or S.R. colours Price **28/6**

The components of the Train Sets on this page are obtainable separately at the following prices:—

Hornby EO20 Electric Locomotive (20-volt) reversing (without Tender) Price **19/-**
No. O/1 Tender, Price **2/-** No. O Pullman Coach, Price **1/3**

CLOCKWORK

No. O (Clockwork). Locomotive (reversing), No. O/1 Tender, two No. O Pullman Coaches, six A1 Curved Rails, one B1 Straight Rail and one BB1 Straight Brake Rail by means of which the Train can be braked from the track. Space required—3ft. 3in. by 2ft. 6in. Available with Locomotive and Tender in L.M.S., L.N.E.R., G.W.R. or S.R. colours Price **17/3**


Hornby No. O Clockwork Locomotive, reversing (without Tender) Price **10/-**
No. O Wagon, Price **1/3** No. 1 Timber Wagon, Price **1/3**

The prices of Hornby Rails are given on pages 51/52 (tinplate) and 27 (solid steel). For particulars and prices of Transformers see page 17.

HORNBY TRAINS

M3 TANK PASSENGER TRAIN SET (Clockwork only)


Gauge O



M3 (Clockwork). Tank locomotive (reversing), available in L.M.S., L.N.E.R., G.W.R. or S.R. colours, three No. O Pullman Coaches, six A1 Curved Rails, three B1 Straight Rails and one BB1 Straight Brake Rail by means of which the Train can be braked from the track. Space required—4ft. 3in. by 2ft. 6in. ... Price **15/-**

The components of the above Train Set can be purchased separately. For prices see foot of this page.

EM320 and EM36 ELECTRIC and M3 CLOCKWORK TANK GOODS TRAIN SETS



EM36 Electric Tank Goods Train Set

20-VOLT AND 6-VOLT ELECTRIC

EM320 (20-volt). Tank Locomotive (reversing) with electric headlamp, available in L.M.S., L.N.E.R., G.W.R. or S.R. colours, one Goods Wagon, one Timber Wagon, one Oil Tank Wagon, six EA1 Curved Rails, two EB1 Straight Rails and one Terminal Connecting Plate. Space required—3ft. 3in. by 2ft. 6in. ... Price **26/-**

EM36 (6-volt). This Set is similar to the EM320 Set except that the locomotive is fitted with a 6-volt motor and a 6-volt Terminal Connecting Plate is included ... Price **26/-**

CLOCKWORK

M3 (Clockwork). Tank Locomotive (reversing), available in L.M.S., L.N.E.R., G.W.R. or S.R. colours, one Goods Wagon, one Timber Wagon, one Oil Tank Wagon, six A1 Curved Rails, three B1 Straight Rails, and one BB1 Straight Brake Rail by means of which the Train can be braked from the track. Space required—4ft. 3in. by 2ft. 6in. ... Price **16/6**

The Locomotives in the Train Sets on this page, and also the No. O Pullman Coaches of the M3 Clockwork Passenger Train Set, are obtainable separately at the following prices:—
 EM320 or EM36 Electric Tank Locomotive (reversible from cab) Price **17/-** M3 Clockwork Tank Locomotive (reversing) Price **9/-** No. O Pullman Coach Price **1/3**

The prices of Hornby Rails are given on pages 51/52 (tinplate) and 27 (solid steel). For particulars and prices of Transformers see page 17.

HORNBY TRAINS


MO CLOCKWORK GOODS TRAIN SET

Gauge O




Locomotive (non-reversing) and Tender, available in red or green, two Wagons, five M9 Curved Rails and an MB9 Curved Brake Rail. Space required—2ft. square. Price 5/6

MO CLOCKWORK PASSENGER TRAIN SET



Locomotive (non-reversing) and Tender, available in red or green, two Pullman Coaches, five M9 Curved Rails and an MB9 Curved Brake Rail. Space required—2ft. square. Price 6/-

MO CLOCKWORK MIXED GOODS TRAIN SET



Locomotive (non-reversing) and Tender, available in either red or green, Side Tipping Wagon, Rotary Tipping Wagon, Petrol Tank Wagon, five M9 Curved Rails, two BM1 Straight Rails and an MB9 Curved Brake Rail. Space required—2ft. 9in. by 2ft. Price 7/6

The components of the above Train Sets can be purchased separately at the following prices:—

MO Locomotive, non-reversing (without Tender) Price 3/-	MO Tender Price 6d.	MO Petrol Tank Wagon Price 1/-
MO Pullman Coach Price 9d.	MO Wagon Price 6d.	MO Rotary Tipping Wagon Price 1/-
MO Side Tipping Wagon Price 1/-	For prices of MO Rails and Points (9in. radius) see page 52	

HORNBY COMPLETE MODEL RAILWAYS


M8 COMPLETE MODEL RAILWAY



Consists of a fine non-reversing Locomotive that can be braked from the track, Tender, two Goods Wagons and Set of Rails; Wayside Station, Footbridge, a Signal and Signal Cabin, two Trees with Stands, and Tunnel. Packed in a strong carton as illustrated.

Price 9/11

M9 COMPLETE MODEL RAILWAY




This Set includes a non-reversing Locomotive that can be braked from the track, Tender, two Passenger Coaches and Set of Rails; Station, Footbridge, Signal and Signal Cabin, Level Crossing, Guard, Porter, two Trees with Stands and two Hikers. Packed in a strong carton as illustrated.

Price 12/6

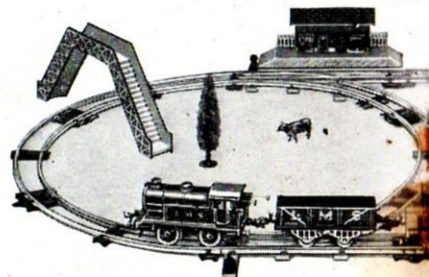
HOW TO GET MORE FUN

While each of the Hornby M8, M9, M10 and M11 Train Sets is a complete model railway in itself, greater fun can be obtained by the addition of extra rails and other items from the Hornby range. Full details of the complete range of Hornby Trains, Rolling Stock, Accessories and Rails are given in this catalogue.

These fine Model Railway Sets provide a fascinating Hornby Railway hobby. Unpack the accessories as shown in the illustration provided, place the locomotives or wagons on the track, and begin to run fun in the world!




This illustration shows a suitable arrangement

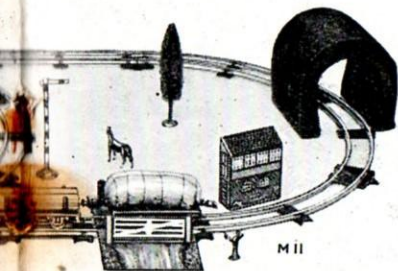


This illustration shows a suitable arrangement

side the simplest way of beginning' the pack the box, then lay out the rails and provided, put the locomotive and coaches on your own railway ! It's the greatest




nt of the M10 Complete Model Railway.



nt of the M11 Complete Model Railway.

HORNBY COMPLETE MODEL RAILWAYS


M10 COMPLETE MODEL RAILWAY



A larger Set containing a non-reversing Locomotive that can be braked from the track, Tender, two Pullman Coaches and Set of Rails ; Footbridge, two Stations, Signal Cabin and two Signals, two Telegraph Poles, Loading Gauge, Tunnel, Cutting, Level Crossing, three Trees with Stands, two Porters, two Hikers, Horse and Cow. The Set is packed in an attractive special cabinet as illustrated.

Price 19/9

M11 COMPLETE MODEL RAILWAY




This is the largest and best of the Complete Model Railway Sets. It includes a powerful reversing Tank Locomotive that can be braked from the track, Fibre Wagon, Timber Wagon, Open Wagon and Set of Rails and Points ; Tunnel, Station, Signal and Signal Cabin, Level Crossing, Footbridge, two Trees with Stands, Guard, one Cow and one Horse. The Set is packed in a strong special cabinet as illustrated.


Price 27/6

Gauge O


HORNBY ELECTRIC & CLOCKWORK LOCOMOTIVES



- M0 CLOCKWORK LOCOMOTIVE**
 Non-reversing. Available in either red or green.
 (1) Locomotive Price 3-
 Tender 6d.



- M1/2 CLOCKWORK LOCOMOTIVE**
 Reversing. Available in either red or green.
 (2) Locomotive Price 5-
 M1/2 Tender 9d.



- No. O "SILVER LINK" CLOCKWORK LOCOMOTIVE**
 Non-reversing. Streamlined model, finished in silver/grey.
 Locomotive Price 3/6
 No. O "Silver Link" Tender 1/-

- No. O STREAMLINED CLOCKWORK LOCOMOTIVE**
 Non-reversing. Finished in two different colour schemes.
 Locomotive Price 3/6
 No. O Streamlined Tender 1/-

- *EM320 (20-VOLT) OR EM36 (6-VOLT) ELECTRIC TANK LOCOMOTIVE (REVERSING)**
 Price (20-volt or 6-volt) 17/-

- (3) *M3 CLOCKWORK TANK LOCOMOTIVE (REVERSING)**
 Price 9/-

- *EO20 (20-VOLT) ELECTRIC LOCOMOTIVE (REVERSING)**
 Locomotive Price 19/-
 No. O/1 Tender 2/-

- *No. O CLOCKWORK LOCOMOTIVE (REVERSING)**
 (4) Locomotive Price 10/-
 No. O/1 Tender 2/-




- *E120 (20-VOLT) ELECTRIC TANK LOCOMOTIVE (REVERSING)**
 Price 20/-

- (5) *No. 1 CLOCKWORK TANK LOCOMOTIVE (REVERSING)**
 Price 13/-

- *E120 (20-VOLT) ELECTRIC LOCOMOTIVE (REVERSING)**
 Locomotive Price 20/-
 No. O/1 Tender 2/-


- *No. 1 CLOCKWORK LOCOMOTIVE (REVERSING)**
 (6) Locomotive Price 13/-
 No. O/1 Tender Price 2/-

* L.M.S., L.N.E.R., G.W.R., or S.R.




HORNBY ELECTRIC & CLOCKWORK LOCOMOTIVES


Gauge O



7



8



9

- *E120 (20-VOLT) SPECIAL ELECTRIC LOCOMOTIVE (Automatic reversing).
Locomotive, Price 30/- No. 1 Special Tender, Price 3/6
(7) *No. 1 SPECIAL CLOCKWORK LOCOMOTIVE (REVERSING)

Locomotive, Price 17/6 No. 1 Special Tender, Price 3/6
*E120 (20-VOLT) SPECIAL ELECTRIC TANK LOCOMOTIVE

Automatic reversing ... Price 30/-

- *EPM16 (6-VOLT) SPECIAL ELECTRIC TANK LOCOMOTIVE (With Speed & Reverse Control Switch) 6-volt Permanent Magnet type. Reversing, Price 37/6
(8) *No. 1 SPECIAL CLOCKWORK TANK LOCOMOTIVE Reversing ... Price 17/6

E220 (20-VOLT) SPECIAL ELECTRIC LOCOMOTIVE (Automatic reversing)

L.M.S. Compound No. 1185. G.W.R. "County of Bedford." L.N.E.R. "The Bramham Moor." S.R. No. 1759.
Locomotive, Price 38/6 No. 2 Special Tender, Price 6/6

No. 2 SPECIAL CLOCKWORK LOCOMOTIVE

Reversing. Types available as above.

- (9) Locomotive, Price 28/6 No. 2 Special Tender, Price 6/6

*E220 (20-VOLT) SPECIAL ELECTRIC TANK LOCOMOTIVE

Automatic reversing ... Price 32/6

*E26 (6-VOLT) SPECIAL ELECTRIC TANK LOCOMOTIVE

Reversing ... Price 30/-

- (10) *No. 2 SPECIAL CLOCKWORK TANK LOCOMOTIVE Reversing ... Price 21/-

E320 (20-VOLT) METROPOLITAN ELECTRIC LOCOMOTIVE

Automatic reversing ... Price 32/6

E36 (6-VOLT) METROPOLITAN ELECTRIC LOCOMOTIVE

Reversing ... Price 30/-

No. 3C METROPOLITAN CLOCKWORK LOCOMOTIVE

Reversing ... Price 21/-

E320 (20-VOLT) ELECTRIC LOCOMOTIVE Automatic reversing

L.N.E.R. "Flying Scotsman" G.W.R. "Caerphilly Castle"

L.M.S. "Royal Scot" S.R. "Lord Nelson"

Locomotive, Price 32/6 No. 2 Special Tender, Price 6/6

No. 3C CLOCKWORK LOCOMOTIVE

Reversing. Types available as above

- (11) Locomotive, Price 22/6 No. 2 Special Tender, Price 6/6

E320 (20-VOLT) RIVIERA "BLUE" ELECTRIC LOCOMOTIVE (Automatic reversing)

Locomotive ... Price 32/6


No. 3 Riviera "Blue" Tender ... 5/6

No. 3 RIVIERA "BLUE" CLOCKWORK LOCOMOTIVE (Reversing.)


- (12) Locomotive ... Price 22/6

No. 3 Riviera "Blue" Tender ... 5/6


*L.M.S., L.N.E.R., G.W.R. or S.R.



10




11



12

Gauge O

*No. 1 PASSENGER COACH



Price 2/6

MO PULLMAN COACH




Price 9d.

No. 2 SALOON COACH



L.M.S. or L.N.E.R. Not suitable for 1ft. radius rails ... Price 10/6

RIVIERA "BLUE" TRAIN COACH



"Dining Car" or "Sleeping Car." Not suitable for 1ft. radius rails. Price 11/-

No. 3 "MITROPA" COACH

Similar in design to above. Lettered "Mitropa" ... Price 11/-

HORNBY ROLLING STOCK

FITTED WITH AUTOMATIC COUPLINGS

The Hornby System includes a complete range of Rolling Stock, Accessories, and Rails, Points and Crossings, with which the most elaborate model railway can be constructed. Every vehicle is suitable for both clockwork and electric railways.


PULLMAN CAR



American Type (as illustrated). Lettered "Washington" or "Madison" ... Price 1/9

Continental Type. "Mitropa" No. O Lettered "Mitropa" ... Price 1/9

No. O "SILVER JUBILEE" COACH



Articulated. Finished in silver and grey ... Price 1/9

No. O STREAMLINE COACH


Articulated. Available in two colour schemes, maroon and cream and light green and dark green ... Price 1/9

M1/2 PULLMAN COACH



Price 1/-

*GUARD'S VAN




Price 2/6

No. O PULLMAN COACH



Price 1/3

*No. 2 PASSENGER COACH



Not suitable for 1ft. radius rails. First-third or Brake-third ... Price 7/-

No. 2 PULLMAN COACH



Not suitable for 1ft. radius rails ... Price 10/6

No. 1 PULLMAN COACH




Price 2/6

No. 2 SPECIAL PULLMAN COMPOSITE COACH



Not suitable for 1ft. radius rails ... Price 13/6

No. 2 SPECIAL PULLMAN COACH



Not suitable for 1ft. radius rails. Price 13/6

No. 1 PULLMAN COMPOSITE COACH



Price 2/6

METROPOLITAN COACH

Metropolitan Coach C (first-class or brake-third). Not suitable for 1ft. radius rails ... Price 7/6

Metropolitan Coach E fitted for electric lighting (first-class or brake-third). Not suitable for 1ft. radius rails ... Price 11/6

*Available in the colours of the L.M.S., L.N.E., G.W. or S.R. Companies.

HORNBY ROLLING STOCK

FITTED WITH AUTOMATIC COUPLINGS

The Hornby No. 2 Corridor Coaches featured below are models of the latest types now in use on the systems of the four main railway groups.

No. 2 CORRIDOR COACH



L.M.S. First-third. Not suitable for 1 ft. radius rails Price 7/6

No. 2 CORRIDOR COACH



L.N.E.R. First-third. Not suitable for 1 ft. radius rails Price 7/6

No. 2 CORRIDOR COACH



G.W. First-third. Not suitable for 1 ft. radius rails Price 7/6

No. 2 CORRIDOR COACH



S.R. Open third. Not suitable for 1 ft. radius rails Price 7/6

No. 2 CORRIDOR COACH



L.M.S. Brake-composite. Not suitable for 1 ft. radius rails Price 7/6

No. 2 CORRIDOR COACH



L.N.E.R. Brake-composite. Not suitable for 1 ft. radius rails Price 7/6

No. 2 CORRIDOR COACH



G.W. Brake-composite. Not suitable for 1 ft. radius rails Price 7/6

No. 2 CORRIDOR COACH




S.R. Brake-composite. Not suitable for 1 ft. radius rails Price 7/6

BRAKE VAN



Opening doors. In N.E. or S.R. lettering Price 2/9

BRAKE VAN



Opening doors. In L.M.S. or G.W. lettering Price 2/9

No. O BANANA VAN



L.M.S. only Price 1/6

No. 1 BANANA VAN



Sliding doors Price 2/3

No. O MILK TRAFFIC VAN



G.W. only Price 1/6

MEAT VAN



L.M.S., G.W. or N.E., each with correct details. Price 1/6

No. O REFRIGERATOR VAN



L.M.S., G.W., N.E. or S.R., each with correct details. Price 1/6

FISH VAN



L.M.S., G.W. or N.E., each with correct details. Price 1/6

Gauge O

Gauge O

HORNBY ROLLING STOCK


FITTED WITH AUTOMATIC COUPLINGS

*No. 1 CATTLE TRUCK




Sliding doors ... Price 2/3

*No. 2 CATTLE TRUCK




Opening doors. Not suitable for 1ft. radius rails ... Price 4/6

*No. 1 LUGGAGE VAN



Sliding doors ... Price 2/3

*No. 2 LUGGAGE VAN



Opening double doors. Not suitable for 1ft. radius rails Price 4/6

*No. 1 REFRIGERATOR VAN




Sliding doors ... Price 2/3

No. 1 MILK TRAFFIC VAN

Sliding doors. Contains four milk cans ... Price 2/3
Separate Milk Cans. each 1d.

*GUNPOWDER VAN




Sliding doors ... Price 2/3

CHOCOLATE VAN "CADBURY'S"




Sliding doors ... Price 2/3

*BREAKDOWN VAN AND CRANE



Sliding doors. Not suitable for 1ft. radius rails. Price 5/11

*SNOW PLOUGH



Price 3/11

BISCUIT VAN, "CARR'S"



Sliding doors ... Price 2/3

BISCUIT VAN, "CRAWFORD'S"




Sliding doors ... Price 2/3

BISCUIT VAN, "JACOB'S"



Sliding doors ... Price 2/3

BOX CAR



A model of the type in use on American railways. Price 2/6

SAUSAGE VAN, "PALETHORPE'S"



Sliding doors ... Price 2/3

FLAT TRUCK (G.W.R.)
With Insulated Container

Price 2/-

FLAT TRUCK (L.N.E.R.)
With Goods Container

Price 2/-

FLAT TRUCK & CONTAINERS

The Flat Truck and Containers shown in the accompanying illustrations can be purchased separately as follows:—Flat Truck, Price 1/6. Containers, L.M.S. (Furniture), L.N.E.R. (Goods), G.W.R. (Insulated), S.R. (Ventilated). Price 6d. each

*Lettered L.M.S., N.E., G.W., or S.R.

FLAT TRUCK (S.R.)
With Ventilated Container

Price 2/-

FLAT TRUCK (L.M.S.)
With Furniture Container

Price 2/-

HORNBY ROLLING STOCK

FITTED WITH AUTOMATIC COUPLINGS

Gauge O

MO WAGON



(MO Coupling) Price 6d.

TARPAULIN SHEETS
Lettered L.M.S., G.W., N.E. or
S.R. For Hornby Wagons.
Price 2d.

*M1 WAGON



Price 10d.

*No. 0 WAGON



Price 1/3

*No. 1 WAGON



Price 1/6

COAL WAGON




Fitted with an embossed
representation of coal. Price 2/3

FIBRE WAGON



As used in France and other
Continental countries. Price 1/3

TROLLEY WAGON



Not suitable for 1ft. radius rails. Price 4/-

TROLLEY WAGON WITH CABLE DRUMS



Fitted with two Cable Drums. Not suitable
for 1ft. radius rails. Price 4/6

No. 2 HIGH CAPACITY WAGON



Finished in correct colours of G.W.R. and
L.M.S., "Loco Coal" Wagons, or L.N.E.R.
"Brick" Wagon. Not suitable for 1ft. radius rails
Price 4/-

*FLAT TRUCK




Price 1/6

COVERED WAGON
(French Type)



Fitted with frame and sheet.
Lettered "NORD." Price 2/6

MO ROTARY TIPPING WAGON



(MO Coupling). Container
revolves and tips. Price 1/-

No. 0
ROTARY TIPPING
WAGON



Container revolves
and tips. Price 1/6

No. 1 ROTARY TIPPING
WAGON

"Trinidad Lake Asphalt"



Container revolves
and tips. Price 2/-

WAGON (French Type)



Lettered "NORD." Price 3/6


*FLAT TRUCK
with Cable Drum



Price 1/9

CABLE DRUM
Price 3d.

*OPEN WAGON "B"



Fitted with centre tarpaulin
supporting rail. Price 2/-

*HOPPER WAGON




Mechanically unloaded.
Price 3/-

MINIATURE BRICKS AND COAL

On page 46 we list boxes of Miniature
Bricks and Coal. These items have been
specially introduced for use with the various
types of Railway Wagons shown on this page.
They increase the fun and the realism
immensely.

*Lettered L.M.S., N.E., G.W. or S.R.

MO SIDE TIPPING
WAGON



(MO Coupling). Price 1/-

No. 1 SIDE TIPPING
WAGON

"Sir Robert McAlpine
and Sons"



Price 2/-

Gauge O

HORNBY ROLLING STOCK

FITTED WITH AUTOMATIC COUPLINGS

No. 1 LUMBER WAGON




Fitted with bolsters and stanchions Price 1/3

No. 2 LUMBER WAGON



Fitted with bolsters and stanchions. Not suitable for 1ft. radius rails. Price 2/11

MO CRANE TRUCK



(MO Coupling) Price 1/-

No. 1 TIMBER WAGON



Price 1/3

No. 2 TIMBER WAGON

Not suitable for 1ft. radius rails
Price 2/6

TANK CAR (American Type)



As used in America for the conveyance of oil, etc. Price 1/11

No. 1 CRANE TRUCK

The crane revolves on its base.
Price 2/9

GAS CYLINDER WAGON



Price 1/8

CEMENT WAGON
"Portland Cement"

An interesting type of wagon with opening door in roof. Price 1/11

MO PETROL TANK WAGON
"SHELL-B.P."

(MO Coupling) Price 1/-

MILK TANK WAGON
"NESTLE'S MILK"

Price 4/6

No. 1 PETROL TANK WAGON
"ESSO"

Price 1/11

OIL TANK WAGON
"ROYAL DAYLIGHT"

Price 1/11

OIL TANK WAGON
"CASTROL"

Price 1/11

OIL TANK WAGON
"MOBIL OIL"

Price 1/11

No. 1 PETROL TANK WAGON
"REDLINE-GLICO"

Price 1/11

No. 1 PETROL TANK WAGON
"POWER ETHYL"

Price 1/11

WINE WAGON, DOUBLE BARREL



A fine model of a wagon much used in France ... Price 4/6

CABOOSE

As used on American railways
Price 2/3

BARREL WAGON

With four "Castrol" Barrels.
Price 2/6BITUMEN TANK WAGON
"COLAS"

An attractive model with full detail ... Price 4/-

HORNBY RAILWAY ACCESSORIES

Gauge O

No. 1 SIGNAL GANTRY



"Home" or
"Distant."
Price 4/3

No. 2 SIGNAL GANTRY



"Home" or
"Distant."
Price 11/6

No. 1 SIGNAL
"Home" or "Distant."
Price 11d.

No. 2 SIGNAL



"Home" or "Distant."
Price 1/9

No. 1 SIGNAL,
DOUBLE ARM



Price 1/3

No. 2 SIGNAL,
DOUBLE ARM



Price 2/3

No. 1 JUNCTION SIGNAL
"Home" or "Distant." Price 2/6
No. 2 JUNCTION SIGNAL



"Home" or "Distant."
Price 5/-

No. 1 LAMP
STANDARD
(Single).

Price 3/3

No. 2 LAMP
STANDARD



(Double)
Price 3/9

No. 1E
LAMP
STANDARD



(Single). Price 2/9

No. 2E LAMP
STANDARD

(Double). Price 3/3
The above Lamp
Standards are wired
for electric lighting.

No. 2E SIGNAL GANTRY

"Home" or "Distant."
Similar to No. 2 Gantry but wired
for electric lighting. Price 14/6

No. 2 SIGNAL CABIN



Dimensions: Height 6½ in.,
width 3½ in., length 6½ in.
Price 3/6

No. 2E SIGNAL CABIN

This Signal Cabin is fitted for
electric lighting, otherwise it is
the same as the No. 2 Signal
Cabin, illustrated above. Price 4/-

No. 2E SIGNAL
Similar to No. 2 Signal, but
wired for electric lighting.
Price 2/6

No. 1 SIGNAL CABIN



Price 2/6

No. 2E SIGNAL, DOUBLE ARM
Similar to No. 2 Signal, Double Arm,
but wired for electric lighting. Price 3/6

No. 2E JUNCTION SIGNAL
Similar to No. 2 Junction Signal
but wired for electric lighting.
Price 6/3

LOADING GAUGE



Price 1/11

M LOADING GAUGE
Price 1cd.

M TELEGRAPH
POLE No. 2



Price 4d.

TELEGRAPH POLE



Price per pair 3/-

Gauge O

HORNBY RAILWAY ACCESSORIES

No. 3 STATION



This Station is of up-to-date design and realistic appearance.
Length 16½ in., width 6 in., height 6 in. ... Price 5/9

No. 1A FOOTBRIDGE



Complete with Signals ... Price 4/6

No. 1 FOOTBRIDGE

Without Signals ... Price 2/11

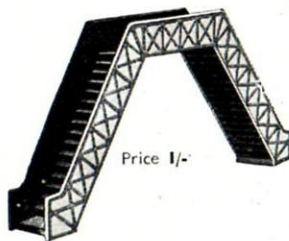
BRICKS FOR No. 2 HIGH CAPACITY WAGON

A realistic load for Hornby Wagons. They are packed in a box, the lid of which fits inside the No. 2 High Capacity L.N.E.R. Brick Wagon to form a base for the load ... Price, per box of 100, 10d.

COAL FOR HORNBY WAGONS

Imitation coal for loading into Hornby Wagons. It is packed in a box the lid of which fits inside the L.M.S. and G.W.R. No. 2 High Capacity Wagons to provide a base for the load ... Price, per box, 6d.

M FOOTBRIDGE



Price 1/-

No. 4 STATION




Built up in three detachable sections with accessible Booking Hall and Ticket Office Barrier. Named "Margate," "Wembley," "Ripon," or "Reading." Length 2 ft. 9 in., breadth 6 in., height 7 in.

Price 10/6

No. 4E STATION

This Station is fitted for electric lighting, otherwise it is the same as No. 4 Station ... Price 11/9

M STATION SET (7 pieces)



Price 2/9

The components of the M Station Set can be purchased separately as follows: M Signal Box. Price 4d.

M Signal	...	Price 3d.	M Station	...	Price 1/-
M Telegraph Pole No. 1	...	Price 3d.	M Wayside Station	...	Price 8d.

VIADUCTS



VIADUCT	Price 6/9	VIADUCT (Electrical)	Price 7/6
VIADUCT	Centre Section only ...	VIADUCT (Electrical)	Centre Section only ...
VIADUCT	(Electrical) Centre Section only ...	VIADUCT (Electrical)	Centre Section only ...

It is important to note that the whole range of Hornby Rolling Stock and all Hornby Accessories can be used in conjunction with both clockwork and electric railways.

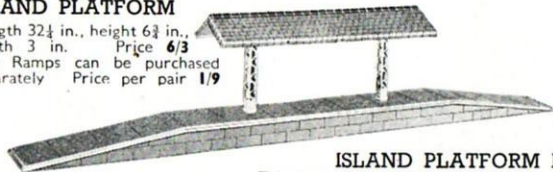
Remember that the simplest Hornby Train Set can be developed into a complete miniature railway by making small additions to it from time to time.

HORNBY RAILWAY ACCESSORIES

Gauge O

ISLAND PLATFORM

Length 32½ in., height 6½ in.,
width 3 in. Price 6/3
The Ramps can be purchased
separately Price per pair 1/9




ISLAND PLATFORM E

This platform is suitably wired for electric lighting; otherwise it is the same as the Island Platform illustrated above.

Price 7/3

PASSENGER PLATFORM




Length 16½ in., width 3 in. This
Platform may be connected to Hornby No. 4 Railway
Station or to the Island Platform or used separately ... Price 2/-
The white Paled Fencing can be purchased separately ... Price per length 6d.

PLATFORM CRANE



Fitted with a crank handle
and ratchet mechanism, also
gear for rotating crane.
Price 3/6

No. 1 TURNTABLE



Price 1/11

No. 2 TURNTABLE

Price 4/-

No. E2 TURNTABLE (Electrical)


Similar to No. 2 Turntable
but fitted with electrical rails.
Price 6/-

No. 1 GOODS PLATFORM



Length 13 in., height 6½ in., width 6 in.
Price 6/11

No. 1 ENGINE SHED



This Shed will accommodate any Locomotive and Tender with an overall length not exceeding 8½ in. It has double doors at each end.
Price 15/6


No. E1E ENGINE SHED

Similar to No. 1 Engine Shed but wired for electric lighting. Provided with electrical track.
Price 17/-

No. 1A ENGINE SHED

This Shed is of the same dimensions as the No. 1 Shed described above, but is of more simple design, and has doors at one end only.
Price 11/3

No. 2 ENGINE SHED



This Shed will accommodate any Locomotive and Tender with an overall length not exceeding 17½ in. It has double doors at each end.
Price 22/-

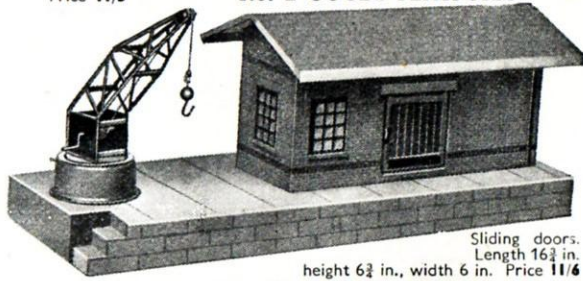
No. E2E ENGINE SHED

Similar to No. 2 Engine Shed but wired for electric lighting. Provided with electrical track.
Price 24/-

No. 2A ENGINE SHED

This Shed is of the same dimensions as the No. 2 Shed described above, but is of more simple design.
Price 18/6

No. 2 GOODS PLATFORM



Sliding doors.
Length 16½ in.
height 6½ in., width 6 in. Price 11/6

No. 2E GOODS PLATFORM

No. 2E Goods Platform is wired for electric lighting; otherwise it is the same as No. 2 Goods Platform, illustrated here.
Price 12/6

Gauge O

No. 2 BUFFER STOPS



Hydraulic type ... Price 4/11

MECCANO
LUBRICATING OIL

This is the best oil obtainable for Hornby Trains, Rolling Stock, Meccano Models, and Clockwork and Electric Motors.

Price per bottle 6d.

GRAPHITE GREASE

An ideal lubricant for the springs of Hornby Locomotives and Hornby Speed Boats, Meccano and Aero Clockwork Motors, Meccano Motor Cars, and for filling axle-boxes.

Price, per tube, 6d.

No. 1 WATER TANK



Fitted with flexible tube and valve chain. Stands 6½ in. high ... Price 2/6

HORNBY RAILWAY ACCESSORIES

No. 1 BUFFER STOPS

(Spring type).

Price 1/-



No. 1E BUFFER STOPS

As No. 1, but wired for electric lighting.
Price 1/3

No. 1 OIL CAN



Price 6d.

No. 2 OIL CAN



("K" Type). The oil is ejected drop by drop by depressing the valve. Polished copper ... Price 3/6

LIGHTING ACCESSORY FOR
BUFFER STOPS Nos. 2A AND 3A

This is a realistic lamp provided with a bracket for affixing to Nos. 2A and 3A Buffer Stops.

Price 6d. (bulb and flex extra).

No. 2A BUFFER STOPS



This new Buffer Stop is of simple but attractive design. It is of the hydraulic type with working heads ... Price 2/9

No. 3A BUFFER STOPS

Similar in design to No. 2A Buffer Stops, but fitted for use with Hornby Solid Steel Track ... Price 3/6

No. 2 WATER TANK



Fitted with flexible tube and valve chain. Stands 8½ in. high ... Price 5/9

No. 2E WATER TANK

Similar to No. 2 Water Tank, but wired for electric lighting ... Price 6/6

ACCESSORIES FITTED FOR ELECTRIC LIGHTING

The Hornby Accessories fitted for Electric Lighting make possible the highest degree of realism. By means of them Stations, Engine Sheds, Signal Cabins and Goods Platforms can be lighted up, and goods yards and sidings illuminated by Lamp Standards. The various Signals can be made to show their red and green or yellow and green lights, and red lamps fitted to Buffer Stops and Level Crossing gates will show their warning as in actual practice. No Hornby railway is complete without some of these Accessories.

The following is a complete list of the Hornby Accessories that are available fitted for Electric Lighting. They are specially designed for lighting from the 3½-volt circuit of a Meccano T20A or T6A Transformer, and with each of these Transformers are packed for the purpose a pair of Plugs, a Bonding Clip and a coil of Wire, together with full instructions. For use with clockwork railways the Accessories can be lighted from an accumulator, or if necessary from dry batteries. Each Accessory is accompanied by a Bonding Clip and a leaflet giving full instructions for use. Lamp bulbs are not provided with the Accessories.

Price	Price	Price
No. E1E Engine Shed ... 17/-	No. 2E Signal ... 2/6	No. E2E Level Crossing ... 8/9
No. E2E Engine Shed ... 24/-	No. 2E Double Arm Signal ... 3/6	No. 1E Buffer Stops ... 1/3
No. 4E Station ... 11/9	No. 2E Junction Signal ... 6/3	No. 2E Water Tank ... 6/6
Island Platform E ... 7/3	No. 2E Signal Gantry ... 14/6	No. 1E Lamp Standard ... 2/9
No. 2E Goods Platform ... 12/6	No. E1E Level Crossing ... 4/11	No. 2E Lamp Standard ... 3/3
No. 2E Signal Cabin ... 4/-		

The following items used in connection with the Hornby system of Accessories lighting are available:—
Plugs for sockets of Transformers T20A and T6A ... Price per pair 6d.
Bonding Clips ... Price each 3d. ... Connecting Wire ... Price per coil 4d.

The prices of Lamp Bulbs are given in the Meccano Parts List on page 16 Nos. 184a (2.5-volt), 184b (3.5-volt), 184c (6-volt), 184d (10-volt) and 184e (20-volt).

HORNBY RAILWAY ACCESSORIES

No. 1 RAILWAY ACCESSORIES



Miniature Luggage and Truck.

Price 1/-

No. 2 RAILWAY ACCESSORIES



Milk Cans and Truck.

Price 1/3

No. 3 RAILWAY ACCESSORIES




Platform Machines, etc.

Price 1/6

No. 4 RAILWAY ACCESSORIES

This set comprises all the pieces that are contained in Railway Accessories Nos. 1, 2 and 3 Price 3/9


FENCING WITH FOUR TREES



Length 16 1/2 in. Price, per pair 2/6
Trees: with Stands, assorted per doz. 2/-
Trees, Oak, with Stands " 2/-
" Poplar, " " 2/-
Stands for Trees " 6d.
Fencing (10 1/2 in. lengths) " 3/-


No. 8 RAILWAY ACCESSORIES

No. 8 RAILWAY ACCESSORIES



Notice Boards


Price 2/-



Gradient Posts and Mile Posts.

Price 2/-

No. 9 RAILWAY ACCESSORIES



Station Name Boards. Price 2/-

SUNDRIES

LAMPS FOR LOCOMOTIVES, Head or Tail each 1d.

KEYS FOR HORNBY LOCOMOTIVES

"A" MO, No. O, "Silver Link" and No. O Streamlined Locomotives each 2d.
"L" M1, M3 Tank, No. O and No. 1 Locomotives " 1 1/2d.
"H" No. 1 Special Locomotive " 6d.
"J" No. 2 Special, No. 3c, No. 4c and Metropolitan Locomotives " 5d.

COMBINED RAIL GAUGE, SCREWDRIVER AND SPANNER FOR LOCOMOTIVES Price 2d.

FUSE WIRE, PLUGS AND SOCKETS

Fuse wire, 41 Gauge, Tinned Copper. For 6-volt circuits per card 2d.
" 32 " Lead. For 20-volt circuits " 3d.
" 24 " Lead. For lighting circuit of Meccano T20A or T6A Transformers " 3d.
The Hornby Circuit Breaker avoids the necessity for replacing Fuse Wire. For details of this useful accessory see page 17 Price 3/6
Plugs each 3d. Sockets each 3d.

POSTERS IN MINIATURE

The Posters are reproductions of familiar national advertisements. They are intended to be pasted on the Station Hoarding or the Poster Boards and are beautifully printed in full colours.

No. 1 Series. Packet of 51 Price 6d.
No. 2 Series. Packet of 51 " 6d.

STATION OR FIELD HOARDING



Price 3d.

POSTER BOARDS

Designed to carry Hornby Posters. Provided with lugs for attachment to Paired Fencing, etc. Packet of 6 (3 large and 3 small).

Price 4d.

Gauge O

No. 7 RAILWAY ACCESSORIES



Watchman's Hut, Brazier, Shovel and Poker Price 10d.

MANSELL WHEELS



These solid die-cast Wheels can be fitted to Hornby Coaches, Vans, etc. Price per pair 3d.

DIE-CAST SPOKED WHEELS

For fitting to Hornby Wagons, etc. Price per pair 3d.

PLATELAYER'S HUT



Price 1/2

SHUNTER'S POLE



For quickly and easily uncoupling automatic couplings. Price 2d.

Gauge O

No. 0 TUNNEL (Straight)


Base measurements—Length 6 in.
Width 6 in. Price 1/3

No. 1 TUNNEL (Straight)

Base measurements—Length 7½ in.
Width 6½ in. Price 1/6

No. 2 TUNNEL (Straight)

Base measurements—Length 15½ in.
Width 9½ in. Price 2/11

No. 1 LEVEL CROSSING

Suitable for a single track only.
Price 2/11

No. E1 LEVEL CROSSING (Electrical)

Similar to No. 1 Level Crossing,
but fitted with electrical track.
Price 3/7

No. E1E LEVEL CROSSING

Similar to No. E1 Level Crossing,
but fitted for electric lighting.
Price 4/11

M LEVEL CROSSING

Suitable for single track only.
Price 1/3

HORNBY RAILWAY ACCESSORIES

No. 3 TUNNEL (Curved)

Base measurements—Length 13 in.
Width 9½ in. For 1 ft. or 2 ft. radius
track. Price 3/6

No. 4 TUNNEL (Curved)

Base measurements—Length 20 in.
Width 9½ in. For 2 ft. radius track
only. Price 3/9

No. 0 CUTTING

The base measurement of this
Double Cutting is 8½ in. square.
Price 1/9

TUNNEL ENDS

Tunnels of varying lengths can be
made with cardboard or other
material, and then completed with
the Tunnel Ends. Price per pair, 1/6

TRAIN NAME BOARDS

These Boards are specially intended for No. 2 Special Pullman Coaches,
and No. 2 Corridor Coaches which are fitted with brackets to hold them. The
Boards add greatly to the realistic appearance of the coaches. The following
are available:

- No. 1 The Flying Scotsman.
- No. 2 The Scarborough Flyer.
- No. 3 The Royal Scot.
- No. 4 The Merseyside Express
—London (Euston) and
Liverpool (Lime Street).
- No. 5 The Golden Arrow.
- No. 6 The Bournemouth Belle
- No. 7 Cornish Riviera Limited
- No. 8 Torbay Express.

- No. 9 The Yorkshireman —
London (St. Pancras)
and Bradford (Exchange).
- No. 10 King's Cross, Edin-
burgh and Aberdeen.
- No. 11 London (Euston) and
Liverpool (Lime Street)
- No. 12 The Mancunian —
London (Euston) and
Manchester (London
Road).

- No. 13 Queen of Scots.
- No. 14 Waterloo, Salisbury
and Exeter.
- No. 15 The Yorkshire Pull-
man.
- No. 16 The Bristolian.
- No. 17 Cheltenham Spa
Express.
- No. 18 London, Folkestone
Dover Deal.
- No. 19 Ocean Liner Express.

Price per packet of four of a kind 4d.

The Train Name Boards can be fitted to No. 2 Pullman and Saloon Coaches and Metro-
politan Coaches, if desired, by means of No. 2 Roof Clips. Price 1/- per packet of twelve.

CUTTINGS



Two No. 1 and one No. 2
Cuttings are illustrated above

No. 1 CUTTING (END SECTION)


Base measurements—Length 7½ in. Width 6 in.
Price per pair 3/-

No. 2 CUTTING (Centre Section, Straight)

The addition of these centre sections allows a
Hornby Railway Cutting to be extended to any
length. They are intended to be used in conjunction
with the End Sections (Cutting No. 1). Base mea-
surements—Length 10½ in. Width 6 in. Price 2/-

No. 3 CUTTING (Centre Section, Curved)

This is used for curved track in the same manner as
the straight Centre Section, described above, is used
for straight track. It is suitable for both 1ft. and 2ft.
radius track. Price 2/-

No. 2 LEVEL CROSSING

Measures 13½ x 10½ in. with two
gauge O tracks in position. Price 5/3

No. E2 LEVEL CROSSING (Electrical)

Similar to Level Crossing No. 2,
but fitted with two electrical tracks.
Price 7/3

No. E2E LEVEL CROSSING

Similar to No. E2 Level Crossing, but
fitted for electric lighting.
Price 8/9

HORNBY TINPLATE TRACK (Electric)

Gauge O,
1½ in.

Hornby Tinplate Rails, Points and Crossings are designed to meet the most exacting requirements of model railway enthusiasts. Their adaptability is well shown in the booklets "How to Plan your Hornby Railway," and "Hornby Layouts—One Hundred Suggestions," each of which is obtainable from your dealer, price 3d.

Gauge O,
1½ in.

CURVED RAILS

(1ft. and 2ft. radius)



EA2

- EA1 Curved rails (1ft. radius) per doz. 6/-
 EA2 Curved rails (2ft. radius) per doz. 6/-
 EA1½ Curved half rails (1ft. radius) per doz. 5/-
 EA2½ Curved half rails (2ft. radius) per doz. 5/-
 EA1¼ Curved quarter rails (1ft. radius) per doz. 4/6
 EA2¼ Curved quarter rails (2ft. radius) per doz. 4/6



EDC2 Curved rails, Double Track (2ft. radius only) ½ doz. 9/-

SWITCH RAILS



EMC6

- EMC20 Switch rails (20-volt) each 1/6
 EMC6 Switch rails (6-volt) each 1/6

TERMINAL CONNECTING PLATES

- TCP6 Terminal connecting plates (6-volt) each 1/-
 TCP20 Terminal connecting plates (20-volt) each 1/-

STRAIGHT RAILS



EB1

- EB1 Straight rails. per doz. 6/-
 EB½ Straight half rails. per doz. 5/-
 EB¼ Straight quarter rails. per doz. 4/6



EDS1 Straight rails, Double Track. ½ doz. 8/6

DOUBLE SYMMETRICAL POINTS



EDSR2

- EDSR1 Double symmetrical points, right-hand (1ft. radius) per pair 7/-
 EDSL1 Double symmetrical points, left-hand (1ft. radius) per pair 7/-
 EDSR2 Double symmetrical points, right-hand (2ft. radius) per pair 7/-
 EDSL2 Double symmetrical points, left-hand (2ft. radius) per pair 7/-

POINTS



EPR2

- EPR1 Right-hand points (1ft. radius)
 EPL1 Left-hand points (1ft. radius) per pair 6/6
 EPR2 Right-hand points, on solid base (2ft. radius)
 EPL2 Left-hand points on solid base (2ft. radius) per pair 8/-

PARALLEL POINTS



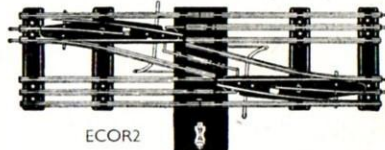
EPPL2

- EPPL2 Parallel points, right-hand.
 EPPL2 Parallel points, left-hand. per pair 7/-

The Parallel Points can be used with either 1ft. or 2ft. radius track.

CROSSOVER POINTS

Crossover Points can be used in conjunction with Hornby Double Track Rails, for which they are specially suitable, or with ordinary single track rails.



ECOR2

- ECOR2 Crossover points, right-hand.
 ECOL2 Crossover points, left-hand. per pair 24/-

ACUTE-ANGLE CROSSINGS



ECA Acute-angle crossings. each 2/6

RIGHT-ANGLE CROSSINGS



ECR Right-angle crossings. each 2/6

ECA and ECR Crossings are used as illustrated for 2ft. radius layouts. For 1ft. radius layouts an EB¼ Straight Rail must be added to each arm.

HORNBY SOLID STEEL TRACK

Prices and particulars of Hornby Solid Steel Track are given on page 27

Gauge O 1 1/4 in.

HORNBY TINPLATE TRACK (Clockwork)

Gauge O 1 1/4 in.

CURVED RAILS (1ft. and 2ft. radius)



- A2 Curved rails (1ft. radius) per doz. 4/-
A2 Curved rails (2ft. radius) per doz. 4/-



- A1 1/2 Curved half rails (1ft. radius) ... per doz. 3/6
A2 1/2 Curved half rails (2ft. radius) ... per doz. 3/6
A1 1/4 Curved quarter rails (1ft. radius) ... per doz. 3/-
A2 1/4 Curved quarter rails (2ft. radius) ... per doz. 3/-



- M9 Curved rails (9in. radius, for MO Trains) ... per doz. 3/-



- AB1 Curved brake rails (1ft. radius) ... each 4 1/2 d.
AB2 Curved brake rails (2ft. radius) ... each 5 d.
MB9 Curved brake rails (9in. radius, for MO Trains) each 3 1/2 d.



- DC2 Curved rails, Double Track (2ft. radius) ... 1/2 doz. 6/-

STRAIGHT RAILS



- B1 Straight rails. per doz. 4/-



- B 1/2 Straight half rails. per doz. 3/6
B 1/4 Straight quarter rails. per doz. 3/-

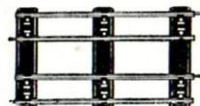


- BM Straight rails (for MO Trains) ... per doz. 3/-

MCC CONNECTING CLIP

These Connecting Clips connect and hold together MO Rails and Points.

1/2 doz. 1 1/2 d.



- DS1 Straight rails, Double Track ... 1/2 doz. 5/3




- BB1 Straight brake rails. each 4 d.



- BBR1 Straight brake and reverse rails. each 1/3

POINTS ON SOLID BASE



- SPSR2 Points on solid base, right-hand (2ft. radius)
SPSL2 Points on solid base, left-hand (2ft. radius). per pair 5/-
PSR2 Points on solid base, right-hand (2ft. radius). With ground disc and lamp.
PSL2 Points on solid base, left-hand (2ft. radius). With ground disc and lamp. Fitted for Hornby Control. per pair 9/-

BRAKING AND REVERSING FROM THE TRACK

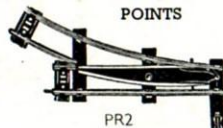
The MB9 Curved Brake Rail can only be used to brake the MO Locomotive. The BB1 Straight Brake Rail can only be used to brake the M1, M3 Tank, and No. O Locomotives. Their reversing gear must be operated by means of the lever in the cab. The AB2 Curved Brake Rail can only be used to brake or reverse the No. 1 Locomotives, both tender and tank. The BBR1 Brake and Reverse Rail is intended for braking or reversing the No. 1 Special, No. 2 Special, No. 3C and No. 4C Locomotives.

CROSSOVER POINTS



- COR2 Crossover points, right-hand (2ft. radius)
COL2 Crossover points, left-hand (2ft. radius) per pair 14/-
Crossover Points may be used in conjunction with Hornby Double Track Rails, for which they are specially suitable, or with ordinary single track rails.

POINTS




- PR1 Right-hand points (1ft. radius)
PL1 Left-hand points (1ft. radius) per pair 3/6
PR2 Right-hand points (2ft. radius)
PL2 Left-hand points (2ft. radius) per pair 3/6
MR9 Right-hand points (9in. radius, for MO Trains)
ML9 Left-hand points (9in. radius, for MO Trains) per pair 3/-

DOUBLE SYMMETRICAL POINTS



- DSR1 Double symmetrical points, right-hand (1ft. radius)
DSL1 Double symmetrical points, left-hand (1ft. radius) per pair 4/-
DSR2 Double symmetrical points, right-hand (2ft. radius)
DSL2 Double symmetrical points, left-hand (2ft. radius) per pair 4/-
RCP Rail connecting plates. 1/2 doz. 2d.

PARALLEL POINTS



- PPR2 Parallel points, right-hand
PPL2 Parallel points, left-hand per pair 4/-
The above Parallel Points can be used with either 1ft. or 2ft. radius track.

ACUTE-ANGLE CROSSINGS



- CA2
CA1 Acute-angle crossings (for 1ft. radius track) ... each 1/9
CA2 Acute-angle crossings (for 2ft. radius track) ... each 1/6

RIGHT-ANGLE CROSSINGS



- CR1 Right-angle crossings (for 1ft. radius track) ... each 1/9
CR2 Right-angle crossings (for 2ft. radius track) ... each 1/6

AIRSPEED "ENVOY" MONOPLANE



Dinky Toys No. 62m
Scale model of the Airspeed "Envoy" twin-engined commercial monoplane. Assorted colours. Price 6d. each

THE KING'S AEROPLANE

Dinky Toys No. 62k
Scale model of the Airspeed "Envoy" supplied to the Air Council for the King's Flight.

Price 8d. each

D.H. "COMET" AEROPLANE



Dinky Toys No. 60g
Price 6d. each

ARMSTRONG WHITWORTH "ENSGN" AIR LINER



Dinky Toys No. 62p
The largest and fastest British air liner. Price 1/- each

ARMSTRONG WHITWORTH "WHITLEY" BOMBER



Dinky Toys No. 60v
Scale model of the "Whitley" long-range heavy bomber adopted by the R.A.F.

Price 9d. each

MEDIUM BOMBER

Dinky Toys No. 60s

Similar to Fairey "Battle" Bomber, but with Air Ministry Shadow Shading.

Price 6d. each

FOUR-ENGINE FLYING BOAT

Dinky Toys No. 60m

Similar in type to the Singapore Flying Boat. Assorted colours.

Price 1/- each

DINKY TOYS

A FASCINATING COLLECTING HOBBY

One of the most fascinating of all hobbies is that of Dinky Toy collecting. These charming miniatures are unique in their rich colouring and perfection of finish, and their range is so wide as to appeal to all tastes.

Recently many additions have been made to the series, and in the splendid range now available, including more than 300 models, there are items that will interest every boy and girl.

Unlimited fun can be had in playing with these miniatures either on the table or on the floor, and with some of them such as the Sports Cars exciting race games can be devised.

All the models can be purchased either separately or in complete sets.

"DOUGLAS D.C.3" AIR LINER



Dinky Toys No. 60t

Scale model of the "Douglas D.C.3" air liner, which is in regular service on American and European routes

Price 9d. each

FLYING BOAT "CLIPPER III"



Dinky Toys No. 60w
Scale model of the Pan American Airways flying boat that took part in the transatlantic experimental flights in 1937. Price 1/- each

JUNKERS JU 90 AIR LINER




Dinky Toys No. 62n
Model of the latest type of German air liner, which has a top speed of 256 m.p.h. Price 11d. each

R.A.F. AEROPLANES



60P



60H




60N

Dinky Toys No. 61

No. 60h	Singapore Flying Boat	each	1/-
No. 60n	Fairey "Battle" Bomber (2)	4 1/2d.
No. 60p	Gloster "Gladiator" Biplane (2)	6d.

Price of complete set 2/9

AEROPLANES



Dinky Toys No. 60

No. 60a	Imperial Airways Liner	each	9d.
No. 60b	D.H. "Leopard Moth"	6d.
No. 60c	Percival "Gull"	6d.
No. 60d	Low Wing Monoplane	6d.
No. 60e	General "Monospar"	6d.
No. 60f	Cierva "Autogiro"	6d.

Price of complete set 3/-

AEROPLANES



Dinky Toys No. 60z

The set consists of six models of famous French aeroplanes—"Arc-en-Ciel," Potez 58, Hanriot H180T, Breguet-Corsaire low wing monoplane, Dewoitine 500 and Cierva Autogiro. (Made in the Meccano Factory in Paris).

Price of complete set 3/-

MONOPLANE "ARC-EN-CIEL"

Dinky Toys No. 60az

A scale model of the famous French triple-engined monoplane "Arc-en-Ciel." (Made in the Meccano Factory in Paris).

Price 9d. each

DINKY TOYS

EMPIRE FLYING BOAT



Dinky Toys No. 60r

Scale models of the latest Imperial Airways Liners. Twelve models available, named Caledonia, Cambria, Canopus, Corsair, Challenger, Centurion, Calpurnia, Ceres, Clio, Calypso, Corinna and Cheviot.

Price 1/- each

ATLANTIC FLYING BOAT

Dinky Toys No. 60x

Similar in type to Empire Flying Boat (No. 60r). Assorted colours, names and registrations.

Price 1/- each

PERCIVAL "GULL" MONOPLANE

Dinky Toys No. 60k

Similar to No. 60c, but finished in aluminium and blue and lettered G-ADZO. Scale model of aeroplane used by Mr. H.L. Brook in his record-breaking South African flight.

Price 6d. each

REFUELLING TENDER



Dinky Toys No. 60y

Realistic model of Thompson Bros. Tender used for refuelling aeroplanes at aerodromes. Price 8d. each

ROYAL AIR MAIL SERVICE CAR




Dinky Toys No. 34a

In correct colours. Fitted with detachable rubber tyres

Price 6d. each

POSTAL SET



Dinky Toys No. 12

No. 12a	Pillar Box, G.P.O.	each	3d.
No. 12b	" " " " Air Mail	3d.
No. 12c	Telephone Call Box	4d.
No. 12d	Telegraph Messenger	3d.
No. 12e	Postman	3d.
No. 34b	Royal Mail Van	10d.

Price of complete set 2/3

DINKY TOYS


RACING CARS



- Dinky Toys No. 23
Assorted colours. Fitted with drivers and detachable rubber racing tyres.
- | | | |
|---|--|--|
| No. 23c
Mercedes-Benz
Racing Car ... each 8d. | No. 23d
Auto-Union
Racing Car ... each 8d. | No. 23e "Speed of the Wind"
Racing Car ... each 8d. |
|---|--|--|
- Price of complete set 1/11

MOTOR CARS

(WITH DRIVERS, PASSENGERS, FOOTMEN)




Dinky Toys No. 36

Fitted with detachable rubber tyres. Silver-plated true-to-type radiators.

- | | | |
|---------|---|---------------|
| No. 36a | Armstrong Siddeley (Limousine) with driver and footman | ... each 11d. |
| No. 36b | Bentley (Two-seater Sports Coupé) with driver and passenger | ... 11d. |
| No. 36c | Humber (Vogue Saloon) with driver and footman | ... 11d. |
| No. 36d | Rover (Streamline Saloon) with driver and passenger | ... 11d. |
| No. 36e | British Salomon (Two-seater Sports) with driver | ... 11d. |
| No. 36f | British Salomon (Four-seater Sports) with driver | ... 11d. |

Price of complete set 5/6

MOTOR CARS



Dinky Toys No. 24

Fitted with detachable rubber tyres. Silver-plated radiators.

- | | | |
|---------|--------------------------|--------------|
| No. 24a | Ambulance | ... each 6d. |
| No. 24b | Limousine | ... 6d. |
| No. 24c | Town Sedan | ... 6d. |
| No. 24d | Vogue Saloon | ... 6d. |
| No. 24e | Super Streamline Saloon | ... 6d. |
| No. 24f | Sportsman's Coupé | ... 6d. |
| No. 24g | Sports Tourer (4 seater) | ... 6d. |
| No. 24h | Sports Tourer (2 seater) | ... 6d. |

Price of complete set 3/11

HOTCHKISS RACING CAR



- Dinky Toys No. 23b
Assorted colours. Fitted with detachable rubber tyres.
Price 4d. each

"THUNDERBOLT" SPEED CAR



A fine scale model of the car in which Capt. G. E. T. Eyston set up a world land speed record of 312 m.p.h. in 1937.

Price 1/- each

DOUBLE DECKER BUS



- Dinky Toys No. 29c
Assorted colours. Fitted with detachable rubber tyres.
Price 1/- each

RACING CAR



- Dinky Toys No. 23a
Assorted colours. Fitted with detachable rubber tyres.
Price 4d. each

STREAMLINE SALOON



Dinky Toys No. 22h
Assorted colours. Fitted with detachable rubber tyres.

Price 4d. each

STREAMLINE TOURER



Dinky Toys No. 22g
Assorted colours. Fitted with detachable rubber tyres.

Price 4d. each

THREE-WHEELED DELIVERY VAN



Dinky Toys No. 14z
Fitted with opening lid.
Price 10d. each

(Made in the Meccano Factory in Paris)

DINKY TOYS

DELIVERY VANS



Dinky Toys No. 28/1

Fitted with detachable rubber tyres

No. 28a	Golden Shred Van	...	each	6d.
No. 28b	Secotine Van	6d.
No. 28c	Manchester Guardian Van	6d.
No. 28e	Firestone's Tyres Van	6d.
No. 28f	Virol Van	6d.
No. 28n	Atco Lawn Mowers Van	6d.
Price of complete set 3/-				

Dinky Toys No. 28/2

No. 28d	Oxo Van	...	each	6d.
No. 28g	Kodak Cameras Van	6d.
No. 28h	Dunlop Tyres Van	6d.
No. 28k	Marsh & Baxter's Sausage Van	6d.
No. 28m	Wakefield's Castrol Oil Van	6d.
No. 28p	Crawford's Biscuit Van	6d.
Price of complete set 3/-				

Dinky Toys No. 28/3

No. 28r	Swan Van	...	each	6d.
No. 28s	Fry's Van	6d.
No. 28t	Ovaltine Van	6d.
No. 28w	Osram Van	6d.
No. 28x	Hovis Van	6d.
No. 28y	Exide and Drydex Van	6d.
Price of complete set 3/-				

Dinky Toys No. 280

No. 280a	Viyella Van	...	each	6d.
No. 280b	Lyon's Van	6d.
No. 280c	Shredded Wheat Van	6d.
No. 280d	Bisto Van	6d.
No. 280e	Ekco Van	6d.
No. 280f	Mackintosh's Van	6d.
Price of complete set 3/-				

MOTOR VEHICLES




Dinky Toys No. 30
Fitted with detachable rubber tyres.
Silver-plated radiators.

No. 30a	Chrysler "Airflow" Saloon	each	6d.
No. 30b	Rolls-Royce	...	9d.
No. 30c	Daimler	...	9d.
No. 30d	Vauxhall	...	9d.
No. 30e	Breakdown Car	...	9d.
No. 30g	Caravan Trailer	...	6d.

Price of complete set 3/11

COMMERCIAL MOTOR VEHICLES




Dinky Toys No. 25

Fitted with detachable rubber tyres
Silver-plated radiators.

No. 25b	Covered Van	each	9d.
No. 25d	Petrol Tank Wagon	...	9d.
No. 25e	Tipping Wagon	...	9d.
No. 25f	Market Gardener's Van	...	9d.
No. 25g	Trailer	...	6d.
No. 25h	Fire-Engine	...	9d.

Price of complete set 4/3

MECHANICAL HORSE AND FOUR ASSORTED TRAILERS



Dinky Toys No. 33

Fitted with detachable rubber tyres.

No. 33a	Mechanical Horse	...	each	6d.
No. 33b	Flat Truck	6d.
No. 33c	Open Wagon	6d.
No. 33e	Dust Wagon	8d.
No. 33f	Petrol Tank (Esso or Wakefield Castrol)	8d.

Price of complete set 2/9

SIX-WHEELED WAGON

BOX VAN



Dinky Toys No. 25a
An interesting model of a
modern three-ton wagon.
In assorted colours.
Price 1/- each

Dinky Toys No. 33d
Fitted with detachable
rubber tyres.
Price 8d. each

SMALL CARS



Dinky Toys No. 35 Fitted with solid rubber wheels.
No. 35a Saloon Car each 3d. No. 35b Racer each 3d.
No. 35c "M.G." Sports Car 3d.
Price of complete set 9d.

DINKY TOYS

TAXI WITH DRIVER



Dinky Toys No. 36g
Fitted with detachable tyres.
Price 11d. each

STREAMLINE BUS



Dinky Toys No. 29b
Fitted with rubber tyres.
Price 6d. each

MOTOR CYCLISTS

POLICE




Dinky Toys No. 37b
Finished in correct colours.
Fitted with solid rubber wheels.
Price 6d. each

CIVILIAN



Dinky Toys No. 37a
Finished in attractive colours.
Fitted with solid rubber wheels.
Price 6d. each

GARAGE



Dinky Toys No. 45
Fitted with opening double doors. Will accommodate any two Dinky Toys Motor Cars.
Price 1/3 each

STREAMLINE FIRE-ENGINE



Dinky Toys No. 25k
Finished in red.
Fitted with six firemen, bell, ladder and detachable rubber tyres.
Price 1/-

TRAM CAR



Dinky Toys No. 27
Assorted colours
Price 3d. each

PETROL STATION



Dinky Toys No. 48
Accurate reproduction of a filling station.
Price 1/3 each


ROYAL CORPS OF SIGNALS DESPATCH RIDER

Dinky Toys No. 37c

Similar to Dinky Toys No. 37b. Finished in correct colours. Fitted with solid rubber wheels.

Price 6d. each

MOTOR BUS



Dinky Toys No. 29a
Assorted colours.
Price 4d. each

FLAT TRUCK



Dinky Toys No. 25c
Fitted with detachable rubber tyres. Silver-plated radiator.
Price 9d. each

AMBULANCE



Dinky Toys No. 30f
Fitted with detachable rubber tyres. Finished in grey, with red cross. Silver-plated radiator.
Price 6d. each

WAGON



Dinky Toys No. 25a
Fitted with detachable rubber tyres. Silver-plated radiator.
Price 9d. each

MOTOR TRUCK



Dinky Toys No. 22c
Assorted colours.
Fitted with detachable rubber tyres.
Price 6d. each

PETROL PUMPS

Dinky Toys No. 49

Scale models fitted with rubber feed pipes. Finished in correct colours.

- No. 49a Bowser Pump each 3d.
- No. 49b Wayne Pump .. 3d.
- No. 49c Theo Pump .. 3d.
- No. 49d Shell Pump .. 3d.
- No. 49e Oil Bin (Pratts) .. 3d.

Price of complete set 1/3



49D



49A



49E



49B



49C

DINKY TOYS

ROBOT TRAFFIC SIGNAL



Dinky Toys No. 47a
(Four face)
Price 3d. each

No. 47b (Three face)
Price 3d. each

No. 47c (Two face)
Right-angle or back-to-back.
Price 3d. each

BEACON



Dinky Toys No. 47d
Realistic model of
the Belisha Safety
Beacon.
Price 1d. each


ROAD SIGNS



Dinky Toys No. 47											
No. 47e	"30 Mile Limit" Sign	...	each	1 1/2d.	No. 47n	Right-hand "Corner" Sign	each	1 1/2d.			
No. 47f	"De-restriction" Sign	1 1/2d.	No. 47p	"Road Junction" Sign	1 1/2d.		
No. 47g	"School" Sign	1 1/2d.	No. 47q	"No Entry" Sign	1 1/2d.		
No. 47h	"Steep Hill" Sign	1 1/2d.	No. 47r	"Major Road Ahead" Sign	1 1/2d.		
No. 47k	"Bend" Sign	1 1/2d.	No. 47s	"Crossing, No Gates" Sign	1 1/2d.		
No. 47m	Left-hand "Corner" Sign	1 1/2d.	No. 47t	"Round-About" Sign	1 1/2d.		

Price of complete set of twelve Signs 1/6

ROYAL TANK CORPS LIGHT TANK SET



152A 150D 152B

Dinky Toys No. 152

No. 152a	Light Tank	...	each	1/2
No. 152b	Reconnaissance Car	1/-
No. 152c	Austin Seven Car	4d.
No. 150d	Driver	3d.

Price of complete set 2/9

ROYAL TANK CORPS PERSONNEL

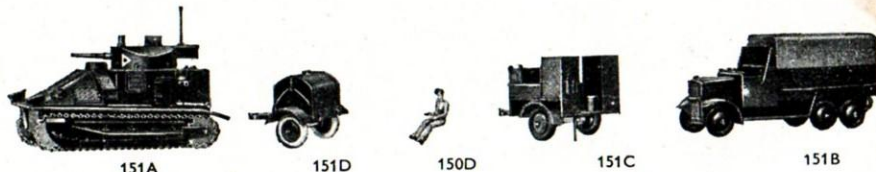


Dinky Toys No. 150				
No. 150a	Officer	...	each	3d.
No. 150b	Other ranks, sitting (2)	3d.
No. 150c	Other ranks, standing (2)	3d.
No. 150e	Mechanic	3d.

Price of complete set 1/6

(150, b, c, d, and e may be obtained in boxes of one dozen for 2/9)

ROYAL TANK CORPS MEDIUM TANK SET



151A 151D 150D 151C 151B

Dinky Toys No. 151

No. 151a	Medium Tank	...	each	1/6	No. 151d	Water Tank Trailer	each	6d.
No. 151b	Transport Wagon	1/1	No. 150d	Driver
No. 151c	Cooker Trailer	7d.				3d.

Price of complete set 3/11

Not only are Dinky Toys delightful to look at and fascinating to play with, but they have the great virtue of being made with a zinc alloy which is practically unbreakable. They will stand up to all the knocking about and rough usage that may be their lot in the hands of very young children, and yet retain their shape and rich colouring.

STATION STAFF



Dinky Toys No. 1

No. 1a	Station-master	...	each	3d.
No. 1b	Guard	3d.
No. 1c	Ticket Collector	3d.
No. 1d	Driver	3d.
No. 1e	Porter with bags	3d.
No. 1f	Porter	3d.

Price of complete set 1/6

PASSENGERS



Dinky Toys No. 3

No. 3a	Woman and Child	...	each	3d.
No. 3b	Business Man	3d.
No. 3c	Male Hiker	3d.
No. 3d	Female Hiker	3d.
No. 3e	Newsboy	3d.
No. 3f	Woman	3d.

Price of complete set 1/6

ENGINEERING STAFF



Dinky Toys No. 4

No. 4a	Electrician	...	each	3d.
No. 4b	Fitters (2)	3d.
No. 4c	Storekeeper	3d.
No. 4d	Greaser	3d.
No. 4e	Engine Room Attendant	3d.

Price of complete set 1/6

DINKY TOYS

TRAIN AND HOTEL STAFF




Dinky Toys No. 5

No. 5a	Pullman Car Conductor	...	each	3d.
No. 5b	Pullman Car Waiters (2)	3d.
No. 5c	Hotel Porters (2)	3d.

Price of complete set 1/3

R.A.C. BOX, MOTOR CYCLE PATROL AND GUIDES




Dinky Toys No. 43

This set is representative of the familiar personnel and road box of the R.A.C. Each item is finished in correct colours.

No. 43a	R.A.C. Box	...	each	6d.
No. 43b	R.A.C. Motor Cycle Patrol	9d.
No. 43c	R.A.C. Guide directing traffic	3d.
No. 43d	R.A.C. Guide at the salute	3d.

Price of complete set 1/9

A.A. BOX, MOTOR CYCLE PATROL AND GUIDES




Dinky Toys No. 44

This set is representative of the familiar personnel and road box of the A.A. Each item is finished in correct colours.

No. 44a	A.A. Box	...	each	8d.
No. 44b	A.A. Motor Cycle Patrol	9d.
No. 44c	A.A. Guide directing traffic	3d.
No. 44d	A.A. Guide at the salute	3d.

Price of complete set 1/11

POLICE BOX, MOTOR CYCLE PATROL AND POLICEMEN



Dinky Toys No. 42

Each item is finished in correct colours.

No. 42a	Police Box	...	each	6d.
No. 42b	Motor Cycle Patrol	10d.
No. 42c	Point Duty Policeman (in White Coat)	3d.
No. 42d	Point Duty Policeman	4d.

Price of complete set 1/11

PASSENGER TRAIN SET



Dinky Toys No. 17

No. 17a	Locomotive	each	9d.
No. 17b	Tender	5d.
No. 20a	Coach	7d.
No. 20b	Guard's Van	7d.

Price of complete set 2/3

TANK GOODS TRAIN SET



Dinky Toys No. 18

No. 21a	Tank Locomotive	each	9d.
No. 21b	Wagons (3)	4d.

Price of complete set 1/9

DIESEL RAIL CAR



Dinky Toys No. 26z

A realistic model of a modern Diesel-engined rail car. ... Price 5d. each
(Made in the Meccano Factory in Paris)

G.W.R. RAIL CAR


Dinky Toys No. 28
Assorted colours. Price 4d. each

DINKY TOYS

RAILWAY SIGNALS



Dinky Toys No. 15

No. 15a	Single Arm Signal. One "Home" and one "Distant"	...	each	2d.
No. 15b	Double Arm Signal. Two combined "Home" and "Distant"	3d.
No. 15c	Junction Signal. One "Home" and one "Distant"	4d.

Price of complete set 1/6

HALL'S DISTEMPER ADVERTISEMENT



Dinky Toys No. 13

This miniature of a well-known lineside advertisement is intended to be placed in the fields adjoining the railway track.

Price 9d. each

MIXED TANK GOODS TRAIN SET



Dinky Toys No. 19

No. 21a	Tank Locomotive	each	9d.
No. 21b	Wagon	4d.
No. 21d	Petrol Tank Wagon	6d.
No. 21e	Lumber Wagon	5d.

Price of complete set 1/11

TANK PASSENGER TRAIN SET



Dinky Toys No. 20

No. 21a	Tank Locomotive	each	9d.
No. 20a	Coaches (2)	7d.
No. 20b	Guard's Van	7d.

Price of complete set 2/6

STREAMLINED TRAIN SET


Dinky Toys No. 16
Price 1/6 each

Richly enamelled in attractive colour combinations.

STREAMLINED DIESEL ARTICULATED TRAIN




Dinky Toys No. 16z

Price 1/6 each

(Made in the Meccano Factory in Paris)


DINKY TOYS

CUNARD WHITE STAR LINER "QUEEN MARY"



Dinky Toys No. 52a. Fitted with rollers and in presentation box. Price 1/- each.
Dinky Toys No. 52m. Without rollers and not packed in presentation box. Price 9d. each.

SHIPS OF THE BRITISH NAVY



No. 50a Battle Cruiser "Hood" ... each 9d.
No. 50b Battleships, "Nelson" Class (2) .. 6d.
No. 50c Cruiser "Eiffingham" 4d.
No. 50d Cruiser "York" 4d.
No. 50e Cruiser "Delhi" 4d.

Dinky Toys No. 80
No. 50f Destroyers, "Broke" Class (3) each 1d.
No. 50g Submarine, "K" Class 1d.
No. 50h Destroyers, "Amazon" Class (3) .. 1d.
No. 50k Submarine, "X" Class 1d.

Price of complete set 3/6

"NORMANDIE"




Dinky Toys No. 52c

A scale model of the French Line's giant steamship. Made in France by Meccano (France) Ltd.

Price 1/6 each

FAMOUS LINERS




Dinky Toys No. 81

No. 51b	"Europa"	each	6d.
No. 51c	"Rex"	6d.
No. 51d	"Empress of Britain"	6d.
No. 51e	"Strathaird"	6d.
No. 51f	"Queen of Bermuda"	6d.
No. 51g	"Britannic"	6d.

Price of complete set 2/11

BATTLESHIP "DUNKERQUE"



Dinky Toys No. 83az

Scale model of the French 26,500 ton Battleship "Dunkerque," which has an overall length of 702 ft. 9 in., and a main armament of eight 13 in. guns. (Made in the Meccano Factory in Paris).
Price 9d. each

RAILWAY MECHANICAL HORSE AND
TRAILER VAN

Dinky Toys No. 33R
Fitted with detachable rubber tyres.
No. 33Ra Railway Mechanical Horse ... each 8d.
No. 33Rd Trailer Van 10d.
Price, complete, L.M.S., L.N.E.R.,
G.W.R. or S.R. ... 1/6


DINKY TOYS, ETC.

FARMYARD ANIMALS



Dinky Toys No. 2
each
No. 2a Horses (2) 3½d.
No. 2c Pig 2d.
No. 2b Cows (2) 3½d.
No. 2d Sheep 2d.
Price of complete set 1/6

PAVEMENT SET



Dinky Toys No. 4B
The contents of this set are four 3in., six
6in. and four 12in. strips of pavement and four
quarter discs for corners.

Price of complete set 6d.

SHEPHERD SET



Dinky Toys No. 6
each
No. 6a Shepherd 3d.
No. 6b Dog 2d.
No. 2d Sheep (4) 2d.
Price of complete set 1/-

TRACTOR



Dinky Toys No. 22e
Price 9d. each

TANK



Dinky Toys No. 22f
Price 9d. each



The Couch,
Hammock, Tennis
Net, Garden Seats,
Dinky Toys Garage,
Motor Cars and
Figures, and the Hornby
Trees and Hedging
featured in the illustration
are not included with the
Doll's House and Garden.

"DOLLY VARDEN" DOLL'S HOUSE

FOR DINKY TOYS FURNITURE

This beautifully-designed Doll's House provides a perfect
setting for the Dinky Toys Doll's House Furniture illustrated
and described on the opposite page.

The exterior of the house is designed to represent a half-
timbered dwelling, while the interior decorations, which are
printed in nine colours, are in an attractive modern style.

Reinforced leather board is the material of which the house
is constructed, and although it is collapsible it is as strong as a
wood structure when set up. The container, which also is
made of reinforced leather board, opens out to show a lovely
garden, with tennis lawn, carriage drive and rockery.

Price of "Dolly Varden" Doll's House 4/11


DINKY TOYS

DOLL'S HOUSE FURNITURE

The extension of the range of Dinky Toys to include true-to-scale Furniture has been welcomed by all who know the charm of these perfect miniatures. Each piece is based on a typical example of modern design, and all are actual scale models made to a scale of

7/16th of an inch to one foot. There is a tone and individuality of style about Dinky Toys Doll's House Furniture that cannot fail to appeal. Among the most attractive features are the opening doors and drawers.


DINING ROOM FURNITURE



Dinky Toys No. 101 Price of complete set 1/9

No. 101a Table each 4d.	No. 101c Carver Chairs ... each 2½d.
No. 101b Sideboard (Opening doors) 7d.	No. 101d Chairs 1½d.
	Supplied in walnut brown finish only.

KITCHEN FURNITURE




Dinky Toys No. 103 Price of complete set 2/-

No. 103a Refrigerator (Opening door) ... each 6½d.	No. 103c Electric Cooker (Opening door) ... each 5d.
No. 103b Kitchen Cabinet (Opening doors and drawer) 8d.	No. 103d Table 3½d.
	No. 103e Chair 1½d.

Supplied in two colour schemes—light blue and white, and light green and cream.

Every piece of this delightful Doll's House Furniture is based on a typical example of modern design.

BEDROOM FURNITURE

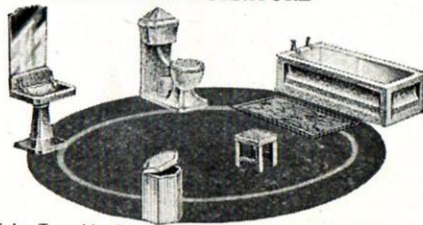


Dinky Toys No. 102 Price of complete set 2/3

No. 102a Bed each 6d.	No. 102d Dressing Chest (Opening drawer) each 5d.
No. 102b Wardrobe (Opening door) 7d.	No. 102e Dressing Table Stool 1½d.
No. 102c Dressing Table (Opening drawers) .. 8d.	No. 102f Chair 1½d.

Supplied in colour or in walnut brown finish.

BATHROOM FURNITURE



Dinky Toys No. 104 Price of complete set 1/6

No. 104a Bath each 4½d.	No. 104d Stool each 1½d.
No. 104b Bath Mat ½d.	No. 104e Linen Basket (Opening lid) 3d.
No. 104c Pedestal Hand Basin 4½d.	No. 104f Toilet (Lifting lid) .. 4½d.

Supplied in two colour schemes—pink and white, and light green and white

AEROPLANE CONSTRUCTOR OUTFITS

The Aeroplane Constructor Outfits described on this page and the following pages contain assortments of component parts by means of which boys can design and build their own aeroplanes. A large number of different models can be constructed simply by varying the positions of the

parts, which are all interchangeable on the famous Meccano principle. The parts in the Nos. 1 and 2 and the No. 1 Special and No. 2 Special Outfits can be used in conjunction with the standard Meccano parts.

No. OO AEROPLANE OUTFIT



This excellent Outfit contains a good selection of Aeroplane Parts, with which delightful models of realistic appearance can be built. It is an ideal present for young boys who are keen on aeroplanes. Available in two colour schemes—red and cream, and blue and white. Price 3/3

NOTE.—The parts in the No. OO Outfit are not suitable for use with those in the other Outfits in the series.



Model of a Biplane built with No. O Outfit



Model of a High Wing Monoplane built with No. O Outfit

No. O AEROPLANE OUTFIT



SPECIAL NOTE

Military Identification Markings are not now included in the No. O, No. 1 and No. 2 Aeroplane Constructor Outfits. Instead the large Mainplanes and the Fuselage carry civil registration letters. The Military Rudder is replaced by a Civil Rudder.

The Special Aeroplane Constructor Outfits No. 1 and No. 2 now have Commercial Mainplanes with civil registration letters, in addition to the plain Mainplanes and Military Identification Markings.

The parts contained in this Outfit make possible an interesting range of aeroplane models, including high and low wing monoplanes, seaplanes and standard light biplanes. The Outfit is supplied in two different colour combinations—red and cream, and blue and white Price 4/6

NOTE.—The parts in the No. O Outfit are not suitable for use with those in the other Outfits in the series.

AEROPLANE CONSTRUCTOR OUTFITS

No. 1 AEROPLANE OUTFIT



Model of Standard Light Biplane built with No. 1 Outfit



Model of a Triple-engine Air Liner built with No. 2 Aeroplane Outfit.

No. 2 AEROPLANE OUTFIT



Magnificent models of high and low wing mono-planes and interesting model biplanes representing standard types can be built with this Outfit. The biplanes include models based on the popular single-seater and two-seater types of light aeroplanes. The Outfit is supplied in two different colour combinations—red and cream, and blue and white.

Price 7/11

Aeroplane Constructor Accessory Outfit No. 1a, costing 6/3, will convert a No. 1 Outfit into a No. 2.

AERO CLOCKWORK MOTORS

No. 1 AERO CLOCKWORK MOTOR

This Motor is designed to fit into the fuselage of models made with No. 1, No. 2, No. 1 Special or No. 2 Special Aeroplane Outfits. It will rotate the propeller at high speed. Price 1/11



No. 1 Aero Clockwork Motor

No. 2 AERO CLOCKWORK MOTOR

In addition to rotating the propeller, this Motor also drives the landing wheels of No. 1, No. 2, No. 1 Special or No. 2 Special Aeroplane Outfit models. An Adjustable Tail Wheel is supplied with the Motor. Price 3/9

A much wider range of models can be built with the parts contained in this Outfit, including triple-engine mono-planes and biplanes, and a racing seaplane of the type that was used in the Schneider Trophy Contests. A particularly interesting model is that of a giant flying boat, and there are also models of amphibians. The Manual of Instructions included in the No. 2 Outfit gives full details of how to build these wonderful models.

Price 13/6

All Aeroplane Outfits are available in two different colour combinations—red and cream, or blue and white.

See Special Note in reference to Identification Markings on opposite page.

NOTE :—No. 1 and No. 2 Aeroplane Outfit Parts can be purchased separately from any Meccano dealer.

SPECIAL AEROPLANE CONSTRUCTOR OUTFITS

The Special Aeroplane Constructor Outfits have been designed with great care and thought to make possible the building of more realistic models of the latest types of aircraft. Each Outfit is available in two different colour combinations.

No. 1 SPECIAL AEROPLANE OUTFIT



The parts in this super Aeroplane Outfit will build over 20 realistic models of different types of aircraft. The range of special parts includes mainplanes fitted with ailerons, tail planes with elevators, movable rudder, radial engine cowlings, etc.

The Outfit is available in two different colour combinations—red and cream, and blue and white.


Price 13/6

A No. 1a Special Aeroplane Accessory Outfit, Price 10/6 will convert a No. 1 Special Aeroplane Constructor Outfit into a No. 2 Special.

No. 1 Special and No. 2 Special Aeroplane Outfit parts can be purchased separately from any Meccano dealer.



Model of a Light Biplane built with No. 1 Special Aeroplane Outfit.



Model of a Commercial Flying Boat built with No. 2 Special Aeroplane Outfit.



Model of a Triple-Engine Low Wing Monoplane built with No. 2 Special Aeroplane Outfit.

See Special Note on page 64 in reference to Identification Markings.

A specially prepared Manual of Instructions is included with each of the Special Aeroplane Outfits. In addition to photographs of 44 model aeroplanes and their prototypes, this contains a section devoted to flying a real aeroplane, and explains how all the most difficult "stunts" are done.

No. 2 SPECIAL AEROPLANE OUTFIT



This is the finest and most attractive Aeroplane Constructor Outfit on the market. It contains a big range of aircraft parts, with which splendid models of practically any type of machine can be built—44 examples are shown in the Manual of Instructions. Like the No. 1 Special Outfit, the No. 2 is available in two different colour schemes—red and cream, and blue and white.

Price 22/6

Run your models with an Aero Motor. Details are given on the previous page.

MOTOR CAR CONSTRUCTOR OUTFITS

No. 1 MOTOR CAR OUTFIT



A range of superb motor car models can be built with this Outfit. Look at the example of a Saloon Coupé shown in the accompanying illustration, and think of the fun you could have building this and other types equally graceful and realistic.

No. 1 Outfit is supplied in two different colour schemes.


A powerful and long running Clockwork Motor is included. Price 9/6

Sports four-seaters, coupés, speed cars; and other perfect miniature reproductions of many different types of cars can be built with these fine Motor Car Constructor Outfits. All the models are driven by means of a powerful Clockwork Motor (included in the Outfit), giving a long, speedy and realistic run on each winding.

The motor car parts are finished in rich enamel and nickel-plate, the complete Outfits being masterpieces of miniature automobile craftsmanship.

No. 1 and No. 2 MOTOR CAR OUTFIT PARTS

If extra parts are required they can be purchased from any Meccano dealer. It should be specially noted that the No. 1 Motor Car Outfit parts cannot be used in conjunction with those of the No. 2 Outfit.



Model of a Saloon Coupé built with No. 1 Motor Car Outfit.

No. 2 MOTOR CAR OUTFIT




Larger models of a superior type can be built with No. 2 Motor Car Outfit. They are all perfectly designed and are the most attractive examples of constructional automobile engineering ever produced.

The No. 2 Outfit is available in two different colour schemes.

A powerful Clockwork Motor giving a run of 150 ft. on one winding is included in the Outfit. Price 18/9

MOTOR CAR GARAGE

This Motor Car Garage provides accommodation for any Meccano model Motor Car or other car of suitable size. It is strongly built, with imitation rough-cast finish. Inside dimensions: Height 5". Length 13". Width 7 $\frac{3}{4}$ ".



Price 5/6

MOTOR CAR LIGHTING SET

This Lighting Set enables the headlamps of Motor Car models built with the No. 2 Motor Car Outfit to be electrically lighted. Price 2/9

The Lighting Set contains everything necessary for equipping No. 2 Motor Car models with electric lighting, except a dry battery. This should be of the 3-volt type, size 1 $\frac{1}{2}$ " x 2 $\frac{1}{2}$ " x $\frac{3}{4}$ " and can be obtained from any dealer in electrical supplies.

BUILT-UP MODELS

Built-up models of motor cars that can be made with Meccano Motor Car Constructor Outfits are available at the following prices:—

No. 1 OUTFIT MODELS

1/1 Sports Tourer (with hood)	Price 9/-
1/2 Saloon Coupé	" 9/6
1/3 Road Racer	" 8/6
1/4 Sports Tourer	" 8/6

No. 2 OUTFIT MODELS

Any type that can be built with No. 2 Outfit Price 18/9
68

MECCANO PRODUCTS ON DEFERRED PAYMENT TERMS

Certain Meccano products can now be obtained on deferred payment terms. Through the Meccano Deferred Payments Scheme a complete Hornby Gauge O Railway layout, with locomotives, coaches, wagons, rails and points, stations, signals and a selection of accessories, can be obtained at once. If model-building is of more interest, all the splendid Meccano Outfits, from No. 8 upwards, can be purchased by Deferred Payments.


Any Meccano Dealer will explain the scheme and provide the necessary application form. Full particulars and an application form can be obtained from Meccano Ltd., Binns Road, Liverpool 13.

SPECIAL NOTE:—The Deferred Payments Scheme cannot be applied to the purchase of Hornby-Dublo Railway material; to Aeroplane, Motor Car, Kemex or Elektron Outfits; or Hornby Speed Boats.

The Scheme is not available outside Great Britain and Northern Ireland.

TWO-SEATER SPORTS CAR (Non-Constructional)

This realistic model of a two-seater sports car is beautifully made and finished. It is fitted with a strong clock-work motor that gives a long run on each winding. Available in two colour schemes.



Price 4/11

Overall dimensions: Length 8 $\frac{1}{2}$ in. Width 3 $\frac{1}{4}$ in. Depth 2 $\frac{7}{8}$ in.

ELEKTRON ELECTRICAL OUTFITS

The Most Wonderful Force of the Age!

In these days of radio, X-rays and electric trams and trains, every boy should have a knowledge of electricity. The best way to gain this knowledge is by means of experiments, and the Elektron Outfits have been produced specially for this purpose. They provide the necessary material for carrying out a series of fascinating experiments in magnetism, frictional electricity and current electricity.

Each Outfit is packed in a handsome box, and includes a Manual, splendidly illustrated, giving full directions and explaining every experiment in simple language.

No. 1 ELEKTRON OUTFIT



Magnetism and Static Electricity

The No. 1 Outfit contains two powerful Bar Magnets, a Horseshoe Magnet, and a reliable Magnetic Compass, together with everything necessary for the carrying out of a series of fascinating magnetic experiments. In addition, there are materials for experiments in frictional or static electricity, and for the construction of an Electric Compass, two forms of Electroscope, and an Electrophorus.

Price 7/6

No. 2 ELEKTRON OUTFIT



Current Electricity

This splendid Outfit provides all that is necessary for a series of attractive experiments with electric currents. It contains the parts required to make a powerful Bichromate Cell, and to build an extensive range of electrical devices, including Electro-Magnets, a real Electric Bell, and a Buzzer for use in an electric telegraph system. A Shocking Coil that will give hours of fun, and two different types of working Electric Motors, also can be constructed from the contents of this Outfit.

Price 19/6

KEMEX CHEMICAL OUTFITS

The contents of these Chemical Outfits provide a boy with everything he requires to carry out scores of interesting chemical experiments.

No. 1 KEMEX OUTFIT



Prices of Kemex Chemical Outfits

No.	Experiments	Price
No. 0	75 Experiments	5/-
No. 1	130	7/6
No. 2L	250	15/-
No. 2B	250	15/-
No. 3L	350-400	25/-
No. 3B	350-400	25/-

The No. 2B and No. 3B Outfits are the same as No. 2L and No. 3L except that a Bunsen Burner is included in place of a Spirit Lamp.

DINKY BUILDER OUTFITS



Simplicity is the keynote of this popular building system. With Dinky Builder parts the youngest children can build all kinds of models with the greatest of ease—Towers, Bridges, Coaches, Houses, Wheel Toys, Windmills and scores of others.


Dinky Builder Plates are hinged on all sides, with intervening spaces so that when two are placed side by side the hinged part of one Plate fits into the corresponding space in the other. The two plates are then locked together by inserting a rod. Nuts and bolts are not required.

The parts are beautifully enamelled in striking colours, giving a charm and distinction to the models that is outstandingly attractive.

No. 0 DINKY BUILDER OUTFIT




This is the first Outfit in the series. It contains a good assortment of Dinky Builder parts (including two road wheels), with which a splendid range of models can be built. The Instruction Folder included gives examples of 40 models, but many others of an original character may be constructed by the inventive boy or girl. Price 2/6




BOOKSTALL

Built with No. 0 Dinky Builder Outfit.



GARAGE

Built with No. 1 Dinky Builder Outfit.



PORTER'S TRUCK

Built with No. 0 Dinky Builder Outfit.



MOTOR VAN

Built with No. 1 Dinky Builder Outfit.

No. 1 DINKY BUILDER OUTFIT



This splendid Outfit contains a varied selection of parts, including two trees on die-cast stands that lend the correct atmosphere to models of farm buildings, churches, etc. A further attraction is a set of four road wheels for constructing miniature wheel toys, many examples of which are illustrated in the Instruction Manual that is included. This Manual shows a total of 56 fine models. Price 4/11

DINKY BUILDER OUTFITS


No. 2 DINKY BUILDER OUTFIT



The No. 2 Dinky Builder Outfit is a great favourite with young people because of the varied and delightful range of models it will build. It contains a comprehensive selection of parts with which a total number of 74 models can be built. These include six groups of miniature model furniture. Full instructions for building the complete range of models are given.

Price 7/9

The charm of certain Dinky Builder models, especially of furniture suites, is greatly enhanced by the addition of the miniature Table Lamp, which is lighted from a 4-volt pocket battery. For prices of Lamp, Shade and Base, see parts list on this page.



CASTLE

This fine model of a castle is built with No. 3 Dinky Builder Outfit.

DINKY BUILDER "A"

The Dinky Builder "A" packet contains a useful assortment of Dinky Builder Parts. Boys and girls should supplement the equipment they at present possess by purchasing one or more of these packets and thus greatly increase the scope of their Outfits.

Price 1/-

DINKY BUILDER PARTS

No. 501. Large Squares each 2½d.	No. 503c. Small Oblongs each 1½d.	No. 508. Rods, 2½ in. ... doz. 4d.
501a. Large Squares with Windows .. 3d.	504. Small Triangles .. 1d.	509. Rods, 1½ in. 3d.
502. Small Squares .. 1½d.	504a. Large Triangles .. 2d.	510. Assembling Tools each 3d.
502a. Small Squares with Windows .. 2d.	504b. Large Triangles with Windows .. 2½d.	201. Lamps with Flex .. 9d.
503. Large Oblongs .. 1½d.	505. Wheels 3d.	206. Lamp Shades 4d.
503b. Half Oblongs .. 1½d.	506. Rods, 4½ in. ... doz. 6d.	207. Lamp Bases 3d.
	507. Rods, 3½ in. 5d.	Poplar Trees and Stands 2d.

No. 3 DINKY BUILDER OUTFIT



This is the largest Outfit in the series, and its model-building possibilities are almost limitless. It is the ideal gift for young boys and girls. No other could give them the same pleasure and the same supreme satisfaction.

The parts contained in this Outfit can be used over and over again to make hundreds of different models, including Towers, Bridges, Buildings of all types, Wagons, Aeroplanes, Delivery Vans, Motor Cars, Furniture, etc. Full instructions are provided.


Price 10/9

Not only are Dinky Builder models delightful to look at and fascinating to play with, but they have the great virtue of being strong and rigid when they are built.

HORNBY SPEED BOATS

Hornby Speed Boats are the finest model craft of their kind in the world. They are fast and have a good length of run, and they are always dependable. There are five splendid models to choose from, each one beautifully made and superbly finished in three attractive colour combinations. Hornby Speed Boats are built with the same precision and craftsmanship as the famous Hornby Trains.


HORNBY No. 1 SPEED BOAT "HAWK"



For value and efficiency this model has no equal. It gives an excellent performance, travelling over 100 feet on one winding, and it is available in three different colour combinations—red and white, blue and white, and green and white. Dimensions : Length 9½ in. Beam 3 in. Price 3/3

STANDS
for Hornby
Speed Boats
Price 9d. each

HORNBY No. 2 SPEED BOAT "SWIFT"



The exceptionally fine performance of Hornby No. 2 Speed Boat makes it one of the most popular of the Hornby models. It will travel over 300 feet on one winding. Available in three different colour combinations—red and white, blue and white, and green and white. Length 12½ in. Beam 3 in. Price 8/6

HORNBY WATER TOY (DUCK)


This novel boat, which travels over 100 feet on one winding, is particularly suitable for young children. The deck carries a realistically moulded model of a Duck. Dimensions : Length 9½ in. Beam 3 in. Price 2/6

HORNBY No. 3 SPEED BOAT



Hornby No. 3 Speed Boat is a great favourite with boys. It will travel over 500 feet on one winding. Available with three different names and in three different colour combinations, as follows:—"Condor" (red and white), "Gannet" (blue and white), "Curlew" (green and white). Dimensions : Length 16½ in. Beam 3½ in. Price 14/-

HORNBY No. 4 LIMOUSINE BOAT "VENTURE"



Hornby No. 4 Limousine Speed Boat is a magnificent model. It will travel over 500 feet on one winding. Available in three different colour combinations—red and white, blue and white, and green and white. Dimensions : Length 16½ in. Beam 3½ in. Price 17/6

PENNANTS


Pennants for Hornby No. 3 and 4 Speed Boats are available. They add the final touch of realism to these boats. Price 2d. each



HORNBY SPEED BOATS

HORNBY No. 5 CABIN CRUISER "VIKING"

The perfect design and handsome appearance of Hornby No. 5 Cabin Cruiser make it a model of outstanding merit. It will travel over 500 feet on one winding. Available in three different colour combinations—red and white, blue and white, and green and white. Dimensions: Length $16\frac{1}{2}$ in. Beam $3\frac{1}{2}$ in. Price 18/6



Speed Boat and Racing Boat Clockwork Motors, and Propellers and Shafts, are available separately for boys who prefer to build their own Boats. The prices are as follows:—

Hornby No. 1 Speed Boat and	Hornby Water Toy Motor ...	Price 2/-	Propeller and Shaft ...	Price 41d.
Hornby No. 2 Speed Boat Motor	3/6	Propeller and Shaft ...	6d.
Hornby Nos. 3, 4 and 5 Speed Boat Motor	4/6	Propeller and Shaft ...	7d.
Hornby No. 1 Racing Boat Motor	2/6	Propeller and Shaft ...	41d.
Hornby No. 2 Racing Boat Motor	4/-	Propeller and Shaft ...	6d.
Hornby No. 3 Racing Boat Motor	5/6	Propeller and Shaft ...	7d.

Keys for Hornby Speed Boats and Racing Boats can be purchased separately.

"A" No. 1 Speed Boat. No. 1 Racing Boat and Water Toy	Price 2d.
"L" No. 2 Speed Boat. No. 2 Racing Boat	11d.
"C" No. 3 Speed Boat. No. 3 Racing Boat	4d.
"D" No. 4 Speed Boat	5d.
"E" No. 5 Speed Boat	5d.

HORNBY RACING BOATS

The series of Hornby Racing Boats is composed of three exceptionally fine models that are very "quick off the mark" and maintain a high rate of speed throughout the whole length of their run. Their remarkable performance, perfect design and beautiful appearance have gained for them a unique popularity amongst boys.


HORNBY No. 1 RACING BOAT.

"RACER I"

This attractive model will travel over 120 feet at high speed on one winding. It is finished in blue and white. Dimensions: Length $8\frac{1}{2}$ in. Beam $2\frac{1}{4}$ in. Price 5/6

HORNBY No. 2 RACING BOAT.


"RACER II"



This popular model travels over 200 feet at high speed on one winding. It is finished in blue and white. Dimensions: Length $12\frac{1}{2}$ in. Beam 3 in. Price 9/6

HORNBY No. 3 RACING BOAT.

"RACER III"



This is one of the finest examples of model craftsmanship ever produced. It will travel over 300 feet at high speed on one winding. Finished in blue and white. Dimensions: Length $16\frac{1}{2}$ in. Beam $3\frac{1}{2}$ in. Price 15/6

STANDS for Hornby Racing Boats. Price 9d. each



PUBLISHED
MONTHLY
PRICE
6d.

MECCANO MAGAZINE

The "Meccano Magazine" is the ideal paper for all boys who take a keen interest in the world around them. Month by month its pages are filled with attractively written articles splendidly illustrated from actual photographs.

All kinds of interesting subjects are dealt with, including Railways, Aeroplanes, Motor Cars, Ships, Wonderful Machinery, Inventions and Discoveries.

Special sections are devoted to Meccano, with Model-building Competitions for Outfits of all sizes. There are also Competitions for owners of Hornby Trains, and fascinating articles showing how to get the best possible fun from a miniature railway.

Stamp Collecting forms an important feature, and there are practical articles on Photography, and reviews of new Books of interest to boys.

The "Meccano Magazine" is on sale at all bookstalls, newsagents or Meccano dealers on the first of each month, price 6d. If you prefer to have each issue sent direct, the subscription rates are 8/- for twelve months, or 4/- for six months, including postage.



THE WORLD'S
BEST MAGAZINE
FOR BOYS

