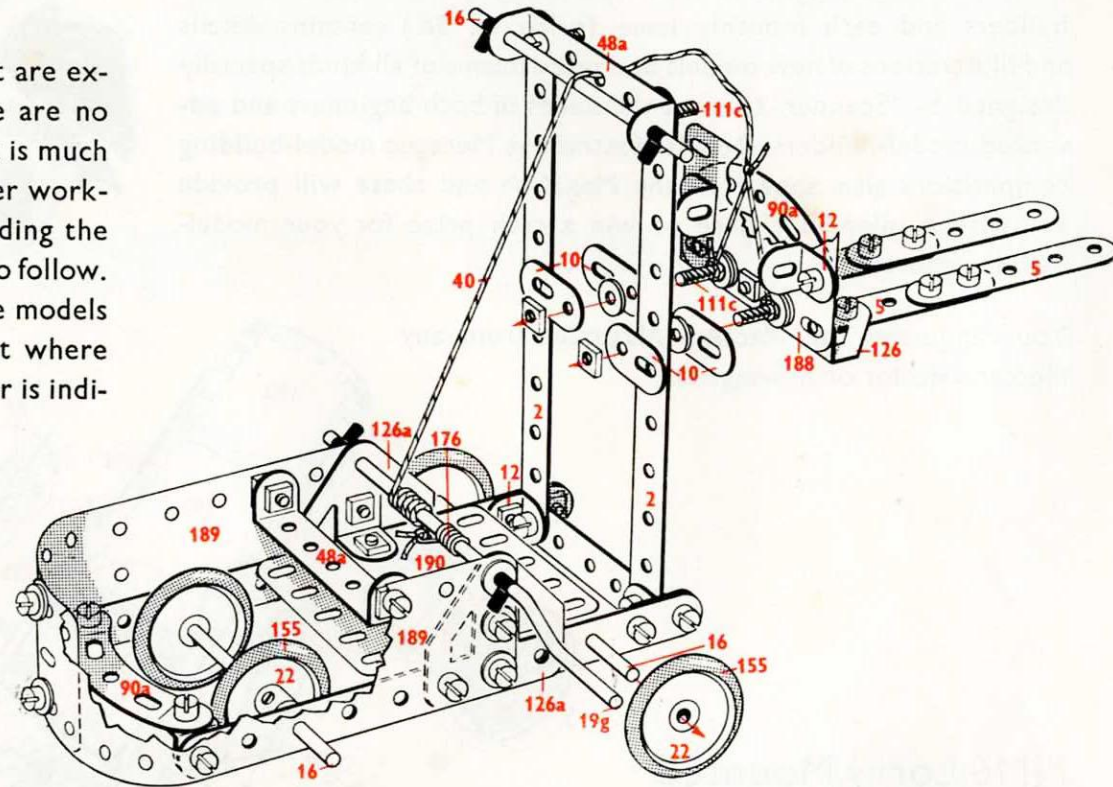
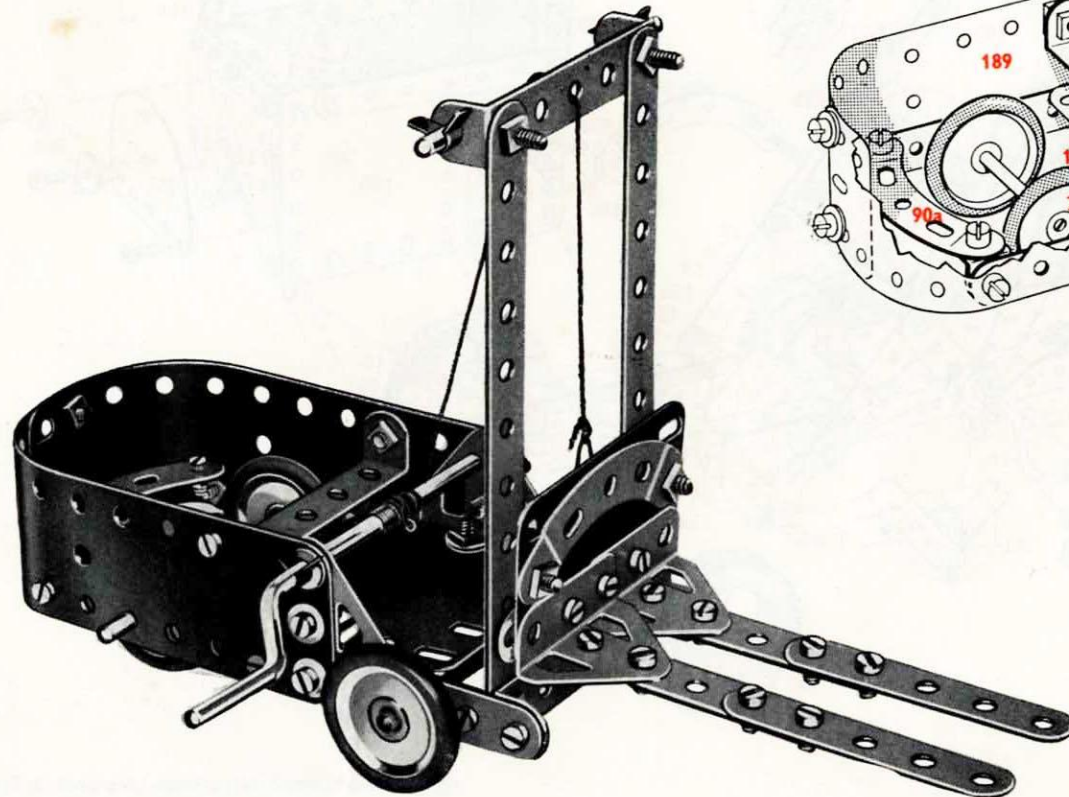


More New Models for you to build!

More New Models Leaflet No. 3

Model-Building the Modern Way

The constructional details of the models shown in this leaflet are explained by means of photographs and line drawings. There are no tedious instructions to read through and you will find that it is much more fun building by this method — rather like a real engineer working from his 'blueprints'! Once you have got the knack of reading the drawings, you will find the assembly of the models quite easy to follow. Generally, the particular parts used in the construction of the models can be identified simply by looking at the illustrations, but where the identity of a part may not be quite clear, its Part Number is indicated in the illustrations in **RED**.



NM5 Fork Lift Truck

This interesting working model can be built with Outfit No. 1 plus the following additional parts:

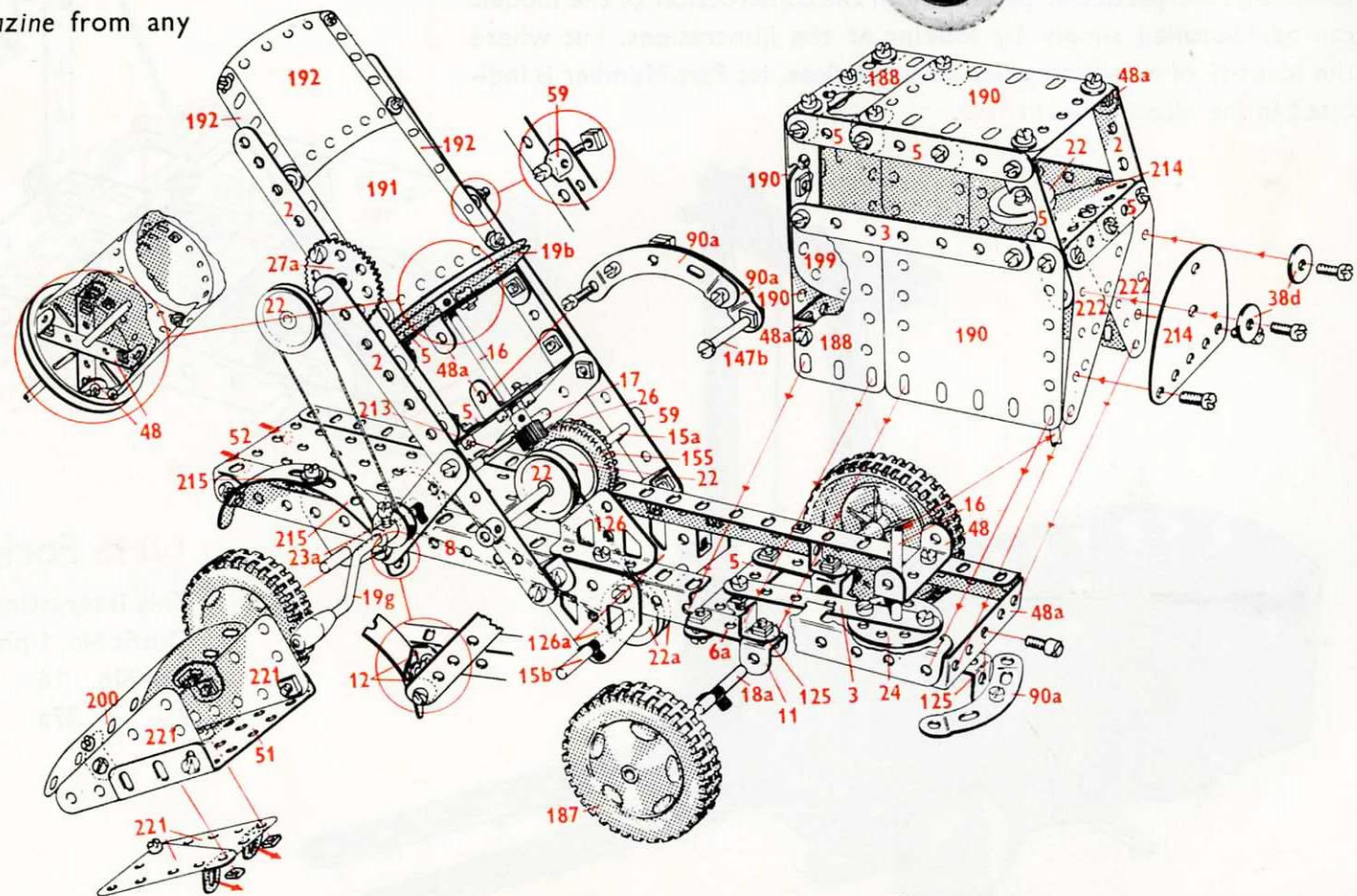

1 of No. 16	9 of No. 37b	1 of No. 188
9 - - 37a	8 - - 38	1 - - 190
	1 - - 48a	

Still More New Models for You to build!

If you are on the look-out for more new models you should make sure that you see the *Meccano Magazine* each month. This attractively produced periodical caters particularly for Meccano model-builders and each monthly issue (price 1s. 3d.) contains details and illustrations of new models and mechanisms of all kinds specially designed by 'Spanner' to meet the needs of both beginners and advanced model-builders. Details of attractive Meccano model-building competitions also appear in the Magazine and these will provide you with a splendid chance to win a cash prize for your model-building efforts.

You can order the *Meccano Magazine* from any Meccano dealer or newsagent.

More New Models Leaflet No. 3



NM6 Lorry Mounted Cement Mixer

This model can be built from Outfit No. 5 and the following extra parts:

3 of No. 3	12 of No. 37a
2 - - 6	3 - - 59
1 - - 23a	1 - - 126