



Plastic MECCANO®



TRICYCLE



CHAIR




PUSH CHAIR

RACING CAR

BUILD ALL THESE MODELS FROM THE
'A'
SET
AND MANY MORE AS YOU LEARN



CHAIR-A-PLANE




WINDMILL




SWIVEL CRANE




RAIL CROSSING GATE



CRANE




FORK-LIFT TRUCK




ROLLER



CYCLE WITH SIDECAR



BALANCE SCALES



STEPLADDER




AEROPLANE




DELIVERY TRICYCLE




SEE-SAW




WHEELBARROW




HOIST



LIFTING BRIDGE




SWING



TRENCH DIGGER




SCOOTER




ROUNDAABOUT



CHAIN ASSEMBLY
LINKS SNAP TOGETHER AS
ILLUSTRATED





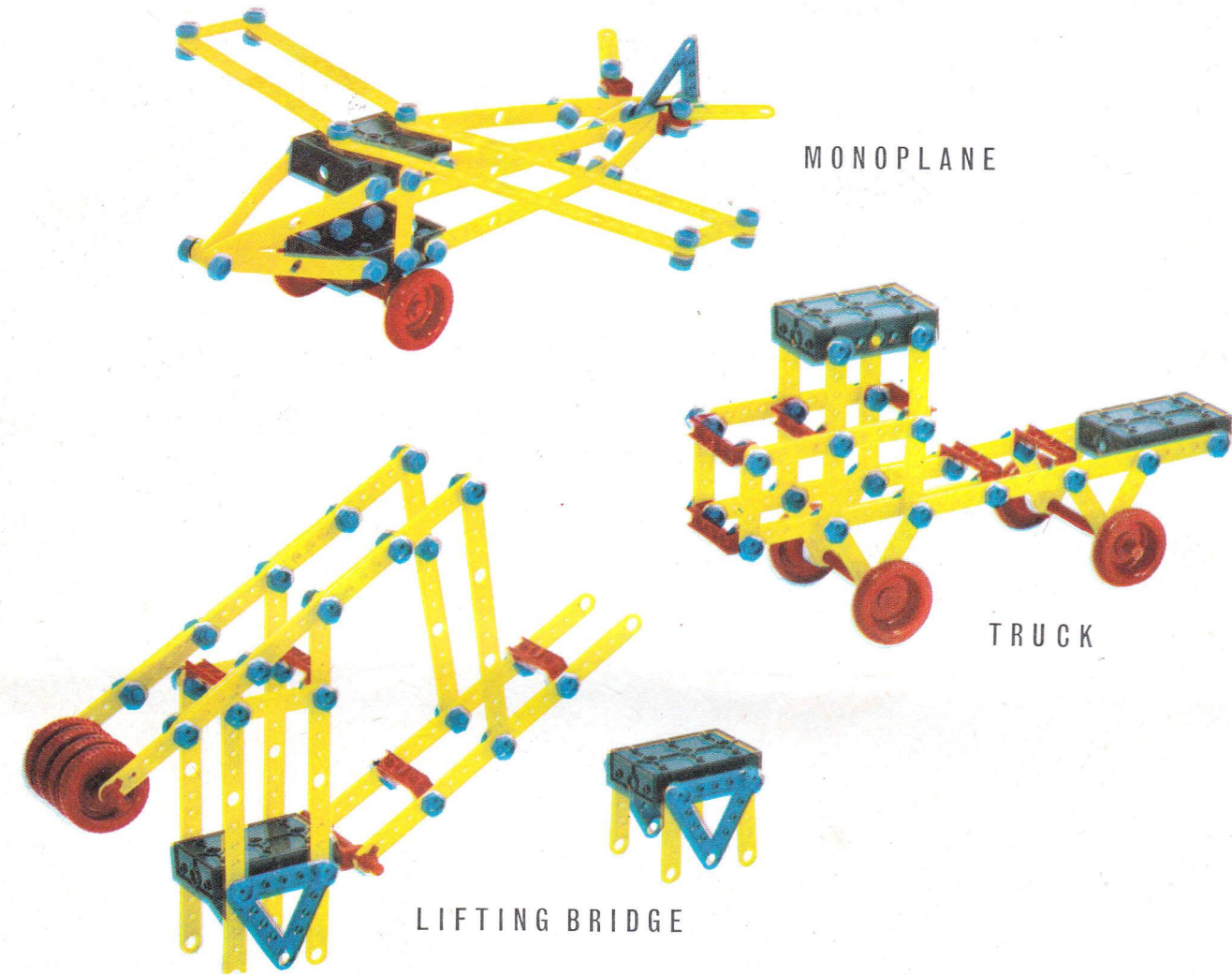


SPINDLE ASSEMBLY
COLLET NUT TIGHTENS AS IT IS
SCREWED ON







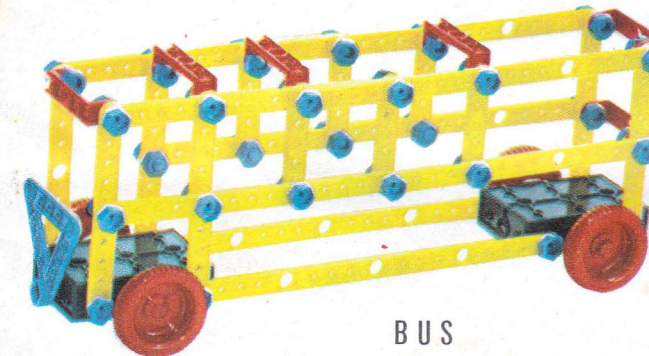


HANDLE ASSEMBLY
SNAP IN HANDLE CAN BE USED
DIRECT ON GEAR WHEEL

Plastic MECCANO®



THESE MODELS CAN BE BUILT WITH THE
'B'
SET
AND ALL THE MODELS OVERLEAF FROM THE 'A' SET



EXCITING WORKING MODELS TO BUILD FROM THE
'C'
SET
AND EVERY MODEL ILLUSTRATED IN THIS LEAFLET

