

build bigger and better with BETTA BILDA accessories

- 1 Contains 70 half bricks available in red or white.
- 2 Contains 50 full bricks available in red or white.
- 3 Contains 14 assorted beams, 7 long, 7 medium, in red or white.
- 4 Contains 7 assorted white bases—3 large, 2 medium, 2 small.
- 5 Contains a 15-piece assortment of doors and glazed windows including 1 garage frame and double doors available in red and blue.
- 6 Contains 40 gable ends and 4 apex sections available in red or white.
- 7 Contains 77 assorted tiles. 62 full tiles, 6 half tiles, 7 full V-ridge tiles, 2 half V-ridge tiles and 1 chimney. Available in red and green.
- 8 Contains 44 assorted Dormer type roofing accessories. Available in red and green.
- 9 Contains 54 assorted clear bricks, 40 full, 14 half.
- 10 Contains 52 assorted Castle accessories in red, 1 gateway, 1 draw-bridge, 36 Battlement copings, 10 Corner Battlement copings, 4 firing slots.
- 11 Contains 22-piece wheel set in white, 6 wheels, 8 axles, 6 axle bricks, 2 centre pivots.
- 12 Contains 54 assorted white bricks, 18 curved, 6 curved with cut outs, 12 half arch, 18 pillars.
- 13 Contains 1 large base suitable for large buildings, roofing, floors, etc. Size 6 1/4" x 4 3/8".
- 14 Contains 11 pieces, comprising 1 glazed wall unit, 1 glazed wall and door unit, 1 balcony unit, and 6 assorted wall sections.

Printed in England

BETTA BILDA




BUILDING SETS

AIRFIX

Yes! that's Big Ben there on the right, built with Betta Bilda standard components, just the same bricks, bases and windows which you get when you buy a Betta Bilda Set. They're made of polystyrene, which means the pieces put together firmly and take apart again as often as you want.

They're in different colours too, bricks in red and white, doors and windows in red, white and blue and tiles in red and green, and as the doors are just over one inch high your Betta Bilda models will be the right size to go with any 'OO' or 'HO' Gauge Train Set. Betta Bilda is so easy to use and it's fun for the whole family. Sets cost from 6s. 6d. and with Accessory Packs there is just no limit to the shape and size of building which you can make—even Big Ben.



here are some of
the models you can
make with

BETTA BILDA and ACCESSORY SETS

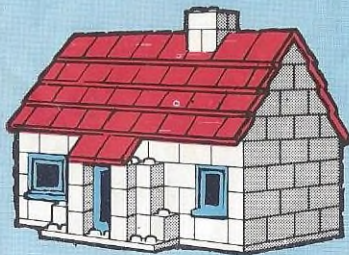
Betta Bilda complete sets are available in four different sizes:

Starter Set, over 170 pieces	6s. 6d.
No. 1 Set „ 350 „	10s. 6d.
No. 2 Set „ 650 „	22s. 6d.
No. 3 Set „ 1050 „	32s. 6d.
No. 4 Set „ 1850 „	50s. 0d.
All Accessory Packs (Nos. 1-14)	1s. 8d. each
Large Base (No.13)	1s. 3d. each


another

AIRFIX


product



COTTAGE
STARTER SET



GATEKEEPERS LODGE
STARTER SET + ACC. PACKS
1 No. 5, 1 No. 8




DETACHED HOUSE & GARAGE
No. 1 SET



CASTLE KEEP
No. 1 SET + ACC. PACKS
1 No. 12, 2 No. 10




WINDMILL
No. 1 SET +
ACC. PACKS
1 No. 3, 1 No. 4,
1 No. 11




INN
No. 2 SET



DETACHED HOUSE & GARAGE
No. 2 SET



CASTLE
No. 2 SET + ACC. PACKS
1 No. 10, 1 No. 12




FIRE STATION
No. 3 SET + ACC. PACKS
2 No. 2



TUDOR HOUSE
No. 3 SET + ACC. PACKS
1 No. 4, 1 No. 7



LARGE HOUSE
No. 3 SET + ACC. PACKS
3 No. 7



OFFICE BLOCK
No. 3 SET + ACC. PACKS
4 No. 9