



BOOK OF
MODELS
1, 2, 3, 4 & 5



The
WONDER TOY
FOR BOYS

“EZY-BILT”
REGISTERED



“EZY-BUILT”

REGISTERED

THE WONDER TOY FOR BOYS

BOOK OF MODELS—SETS 1, 2 and 3

Contents of "EZY-BILT" Sets

No. 1

No. 1.	Perforated Strips, 2½in.	4
2.	Perforated Strips, 5½in.	2
4.	Curved Strips	2
5.	Double Angle Strips	2
7.	Angle Brackets	4

No. 11.	Angle Trunnions	2
13.	Wheels, 1in., without Boss	4
17.	Base Plates	1
19.	Axles, 2in.	2
20.	Axles, 3½in.	2

No. 21.	Rubber Clips	12
22.	Nuts	12
23.	Bolts, 5/32 x ¼in.	12
24.	Screw Driver	1

No. 2

No. 1	Perforated Strips, 2½in.	8
2.	Perforated Strips, 5½in.	4
2 4.	Curved Strips	2
5.	Double Angle Strips	2
6.	Cranked Bent Strips	1
7.	Angle Brackets	8
8.	Flat Brackets	4
10.	Reversed Angle Brackets	1

No. 11.	Angle Trunnions	2
12.	Flat Trunnions	2
13.	Wheels, 1in., without Boss	2
14.	Wheels, 1in., with Boss	2
16.	Bush Wheels	1
17.	Base Plates	1
18.	Crank Handles	1
19.	Axles, 2in.	2

No. 20.	Axles, 3½in.	2
21.	Rubber Clips	8
22.	Nuts	20
23.	Bolts, 5/32 x ¼in.	20
24.	Screw Drivers	1
26.	Hooks	1
27.	Hanks of Cord	1

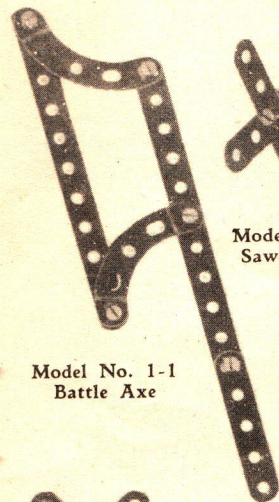
No. 3

No. 1.	Perforated Strips, 2½in.	10
2.	Perforated Strips, 5½in.	4
3.	Perforated Strips, 7½in.	2
4.	Curved Strips	4
5.	Double Angle Strips	2
6.	Cranked Bent Strips	1
7.	Angle Brackets	8
8.	Flat Brackets	4
9.	Double Brackets	2


No. 10.	Reversed Angle Brackets	1
11.	Angle Trunnions	2
12.	Flat Trunnions	2
13.	Wheels, 1in., without Boss	2
14.	Wheels, 1in., with Boss	4
15.	Brass Pulley Wheels, ½in.	1
16.	Bush Wheels	1
17.	Base Plates	1
18.	Crank Handles	1

No. 19.	Axles, 2in.	2
20.	Axles, 3½in.	2
21.	Rubber Clips	8
22.	Nuts	26
23.	Bolts	26
24.	Screw Drivers	1
25.	Rubber Tyres	4
26.	Hooks	1
27.	Hanks of Cord	1

All Models with prefix No. 1 can be made with Set No. 1.




Model No. 1-1
Battle Axe




Model No. 1-2
Sawing Horse




Model No. 1-4
Stop Signal



Model No. 1-5
Camp Stool




Model No. 1-3
Kite




Model No. 1-6
Easel




Model No. 1-12
Single Leg Table



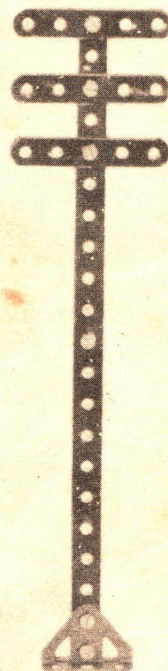
Model No. 1-10
Chair




Model No. 1-11
Platform



Model No. 1-9
Sled




Model No. 1-7
Telegraph Pole




Model No. 1-14
Swing


If you like engineering, "Ezy-Bilt" is your Toy.




Model No. 1-15
Round-a-bout




Model No. 1-13
Fruit Barrow




Model No. 1-18
Wheeled Table




Model No. 1-16
Sulky




Model No. 1-19
Cutlery Box



Model No. 1-17
Luggage Truck




Model No. 1-8
Umbrella Stand




Model No. 1-20
Cradle

“Ezy-Bilt” is the outstanding engineering outfit for Boys.


Model No. 1-21
Porter's Truck



Model No. 1-24
See-saw




Model No. 1-25
Couch




Model No. 1-26
Ladder on Wheels




Model No. 1-23
Hay Cart




Model No. 1-22
Timber Waggon



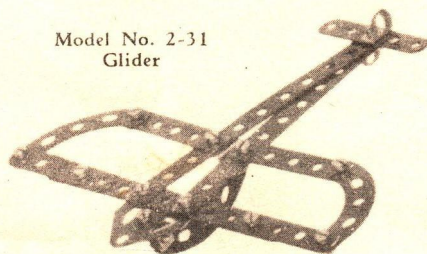
Model No. 1-27
Bi-plane




All Models with prefixes No. 1 & 2 can be made with Set No. 2.



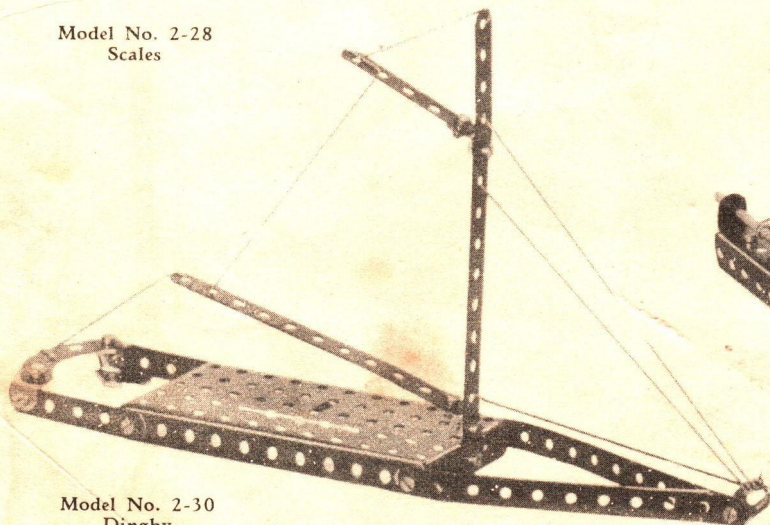
Model No. 2-28
Scales



Model No. 2-31
Glider




Model No. 2-29
One Arm Signal




Model No. 2-30
Dinghy

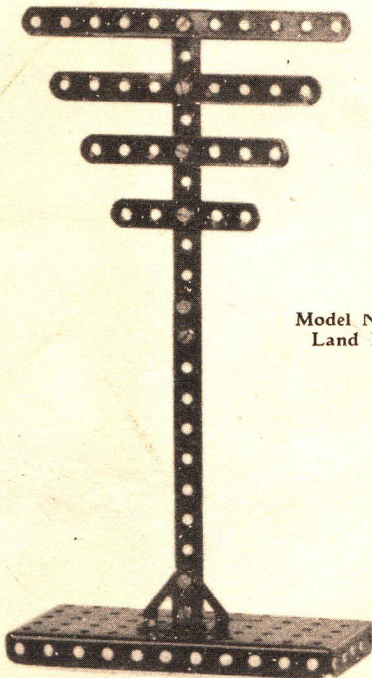
Model No. 2-32
Windmill




The Rubber Clips are to be placed on Axles to keep wheels without bosses in position.




Model No. 2-33
Gong



Model No. 2-36
Land Beacon




Model No. 2-34
Wireless Set




Model No. 2-35
Tricycle

Model No. 2-37
Sawing Horse

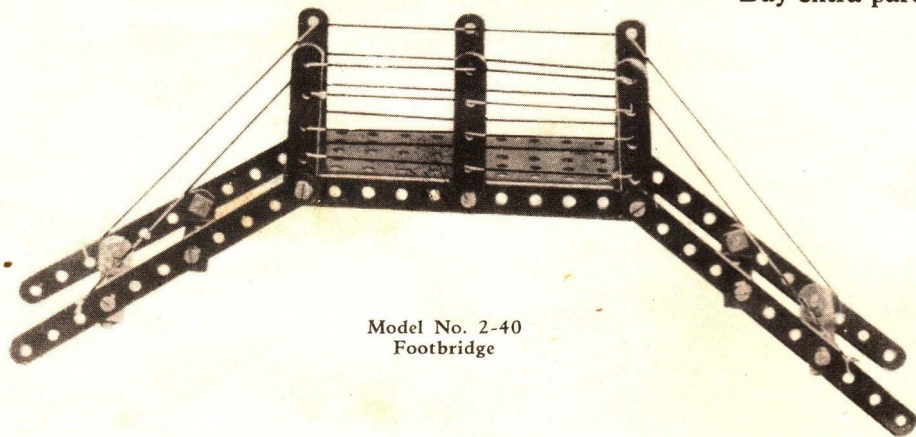


Model No. 2-39
Harp




Model No. 2-38
Writing Desk


Buy extra parts and build bigger Models.



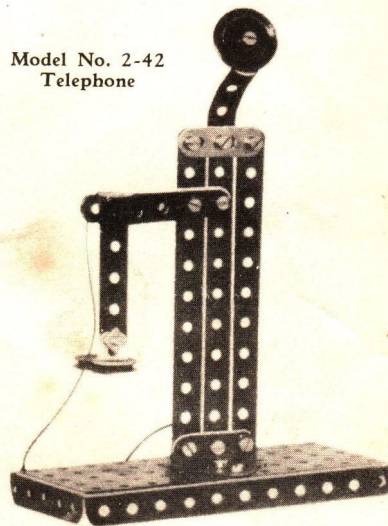
Model No. 2-40
Footbridge



Model No. 2-43
Griller




Model No. 2-41
Grandfather Clock





Model No. 2-42
Telephone

Model No. 2-44
Inkstand and
Pen Rack




Model No. 2-45
Field Gun







Model No. 2-46
Pulley Shafting


Model No. 2-47
Quartz Crusher



Model No. 2-48
Automatic
Revolver




Model No. 2-49
Barrow




Model No. 2-50
Auto-Tray

Model No. 2-51
Music Stand




Model No. 2-52
Fire Escape




Try to build new and better models yourself.


Model No. 2-53
Wireless Mast
and Aerial




Model No. 2-54
Fireplace and
Overmantle




Model No. 2-56
Baby's Push Chair




Model No. 2-57
Railway Buffers



Model No. 2-58
Fire Engine




Model No. 2-55
Circular Travelling
Crane



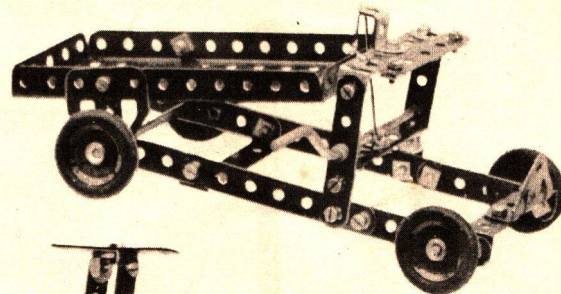
All Models with

prefixes No. 1, 2 & 3 can be made with Set No. 3.


**Model No. 3-59
Crane**



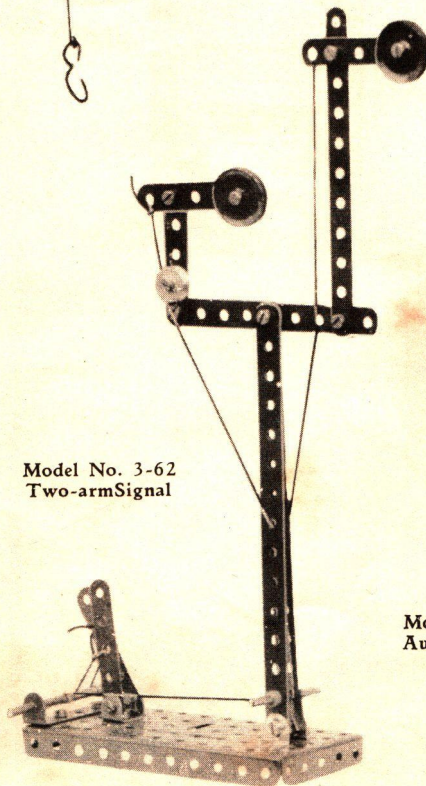
**Model No. 3-61
Tip-Truck**




**Model No. 3-63
Swing Boats**




**Model No. 3-62
Two-arm Signal**





**Model No. 3-60
Scooter**




**Model No. 3-64
Automatic Table
Telephone**



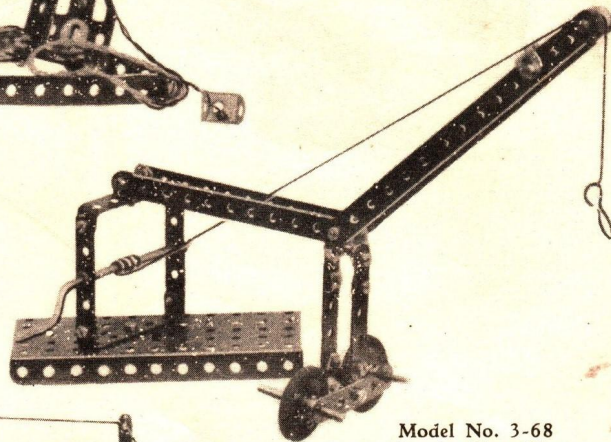
Model No. 3-65
Wireless Mast
and Aerial




Model No. 3-66
Weather Cock




Model No. 3-67
Electric Iron




Model No. 3-68
Circular Travelling
Crane




Model No. 3-69
Steamer



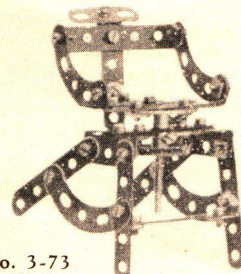
Model No. 3-70
Perambulator



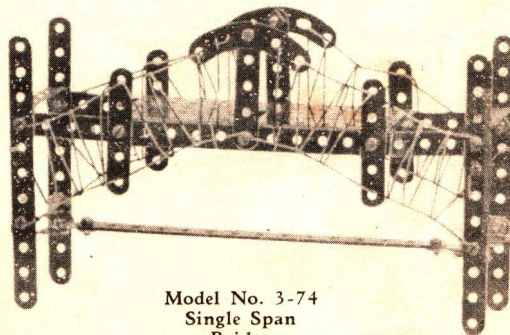
Model No. 3-71
May-Pole




Model No. 3-72
Lighthouse




Model No. 3-73
Barber's Chair




Model No. 3-74
Single Span
Bridge




Model No. 3-75
Field Gun




Model No. 3-76
Towel Horse




Model No. 3-75
Field Gun




Model No. 3-77
Delivery Van



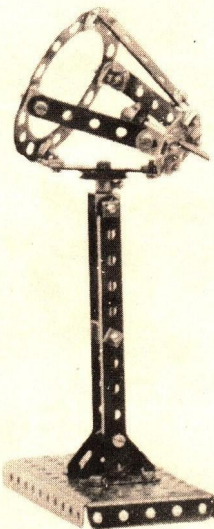
Model No. 3-81
Rocking Horse




Model No. 3-83
Treadle Grinder




Model No. 3-78
Piano



Model No. 3-80
Search Light





Model No. 3-82
Aeroplane



Model No. 3-79
Locomotive



Model No. 3-84
Covered Waggon






Model No. 3-85
Band Saw


Model No. 3-89
Pile Driver




Model No. 3-86
Cash Register




Model No. 3-87
Round-a-bout



Model No. 3-88
Bench Lathe



Model No. 3-90
Submarine



List of "EZY-BILT" PARTS

- No. 1. Perforated Strips, 2½in.
- 2. " " 5½in.
- 3. " " 7½in.
- 4. Curved "
- 5. Double Angle Strips
- 6. Cranked Bent Strips
- 7. Angle Brackets
- 8. Flat Brackets
- 9. Double Brackets

- No. 10. Reversed Angle Brackets
- 11. Angle Trunnions
- 12. Flat Trunnions
- 13. Wheels, 1in., without Boss
- 14. Wheels, 1in., with Boss
- 15. Brass Pulley Wheels
- 16. Bush Wheels
- 17. Base Plates
- 18. Crank Handles

- No. 19. Axles, 2in.
- 20. Axles, 3½in.
- 21. Rubber Clips
- 22. Nuts
- 23. Bolts, 5/32 x ¼in.
- 24. Screw Drivers
- 25. Rubber Tyres
- 26. Hooks
- 27. Hanks of Cord

BOOK OF
MODELS
4 & 5

meccanoindex.co.uk



The
WONDER TOY
FOR BOYS

“EZZY-BILT”
REGISTERED

Contents of "EZY-BILT" Sets

No. 4

No. 1.	Perforated Strips, 2½in.	10
2.	Perforated Strips, 5½in.	4
3.	Perforated Strips, 7½in.	4
4.	Curved Strips	4
5.	Double Angle Strips	3
6.	Cranked Bent Strips	1
7.	Angle Brackets	8
8.	Flat Brackets	6
9.	Double Brackets	2
10.	Reversed Angle Brackets	3
11.	Angle Trunnions	2

No. 12.	Flat Trunnions	2
13.	Wheels, 1in., without Boss	2
14.	Wheels, 1in., with Boss	4
14a.	Wheels, 2in., with Boss	2
15.	Brass Pulley Wheels, ½in.	1
16.	Bush Wheels	1
17.	Base Plates	1
18.	Crank Handles	1
19.	Axles, 2in.	2
20.	Axles, 3½in.	2
20a.	Axles, 6½in.	2

No. 21.	Rubber Clips	8
22.	Nuts	40
23.	Bolts	40
24a.	Screw Drivers	1
25.	Rubber Tyres, 1in.	4
25a.	Rubber Tyres, 2in.	2
26.	Hook	1
27.	Hank of Cord	1
28.	Flanged Sector Plate	1

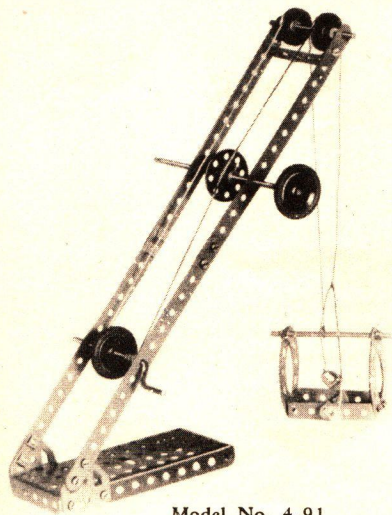
No. 5

No. 1.	Perforated Strips, 2½in.	10
2.	Perforated Strips, 5½in.	6
3.	Perforated Strips, 7½in.	4
3a.	Perforated Strips, 3½in.	2
4.	Curved Strips	4
5.	Double Angle Strips, 2½in. x ½in.	4
5a.	Double Angle Strips, 1½in. x ½in.	2
6.	Cranked Bent Strips	1
7.	Angle Brackets	10
8.	Flat Brackets	6
9.	Double Brackets	3
10.	Reversed Angle Brackets	3


No. 11.	Angle Trunnions	2
12.	Flat Trunnions	2
13.	Wheels, 1in., without Boss	2
14.	Wheels, 1in., with Boss	4
14a.	Wheels, 2in., with Boss	4
15.	Brass Pulley Wheels, ½in.	1
16.	Bush Wheels	1
17.	Base Plates	1
18.	Crank Handles	1
19.	Axles, 2in.	4
20.	Axles, 3½in.	2
20a.	Axles, 6½in.	2

No. 21.	Rubber Clips	12
22.	Nuts	54
23.	Bolts	54
24a.	Screw Driver	1
25.	Rubber Tyres, 1in.	4
25a.	Rubber Tyres, 2in.	4
26.	Hook	1
27.	Hank of Cord	1
28.	Flanged Sector Plate	2
29.	Brass Cog, ½in. x ¼in.	1
30.	Brass Con. Wheel, 1½in.	1
31.	30in. length Spring Cord	1


All Models Prefixed 1,2,3,4 can be made with No. 4 Set




Model No. 4-91
Grab Crane




Model No. 4-94
Scarecrow




Model No. 4-95
Elevator



Model No. 4-92
Scales




Model No. 4-93
Bullseye




Model No. 4-96
Jig Saw


"EZY-BILT" is THE best engineering outfit for Boys




Model No. 4-97
Turnstile



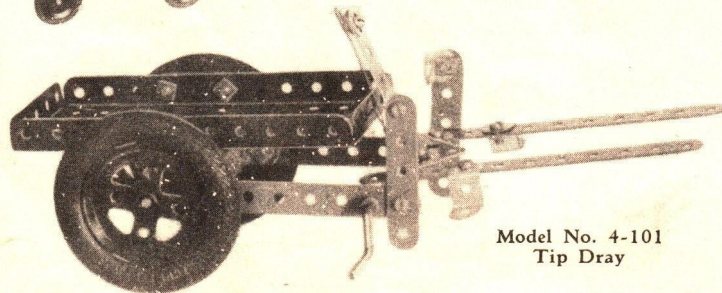
Model No. 4-99
Snow Plough



Model No. 4-100
Gangway on Wheels




Model No. 4-98
Flying Boats




Model No. 4-101
Tip Dray


Use the Rubber Clips to keep Wheels without Boss and other parts in position on the Axles




Model No. 4-103
Look Out




Model No. 4-104
File Punching Machine




Model No. 4-107
Sun-bathing Chair




Model No. 4-102
Fire Cart



Model No. 4-105
Cot on Wheels




Model No. 4-106
Revolving Platform




Model No. 4-108
Double Quartz Crusher

YOU may be able to improve on the models if you try




Model No. 4-109
Invalid's Chair




Model No. 4-112
Coupe Car



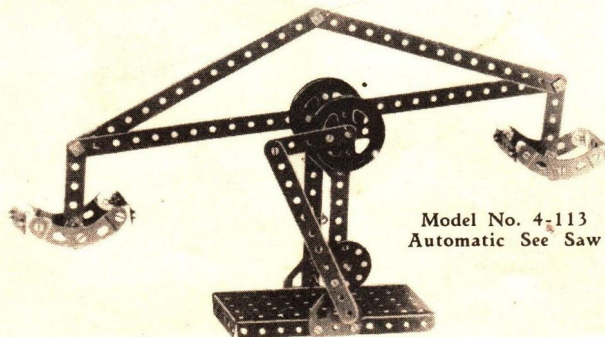
Model No. 4-111
Railway Trolley




Model No. 4-114
Wheel Barrow



Model No. 4-110
Vertical Drill




Model No. 4-113
Automatic See Saw




Model No. 4-115
School Desk


Spare Parts are available. Buy more Parts and build bigger Models




Model No. 4-116
Railway Gate and Signal




Model No. 4-119
Bed Table




Model No. 4-120
Scales



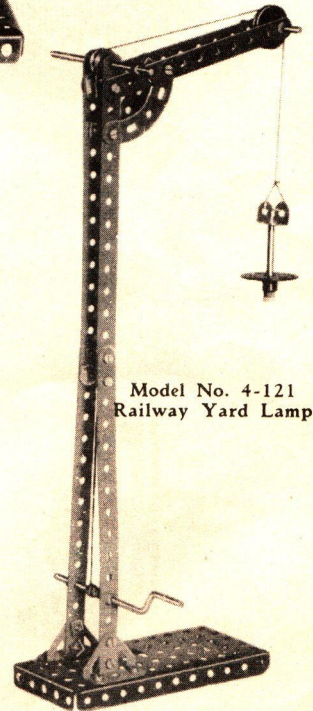
Model No. 4-117
Hand Motor



Model No. 4-118
Hydraulic Railway Trolley




Model No. 4-122
Joy Wheel

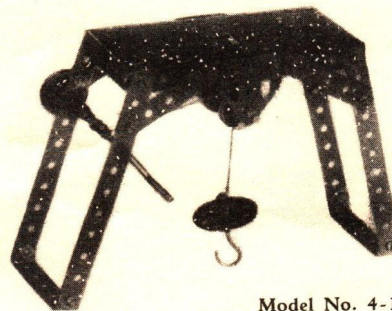


Model No. 4-121
Railway Yard Lamp


Remember "EZY-BILT" is 100% Australian Manufacture



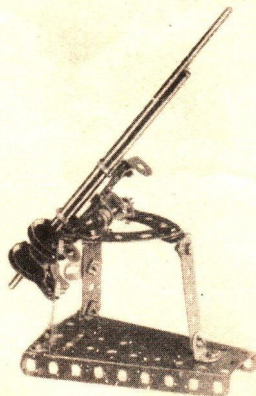
Model No. 4-123
Lathe




Model No. 4-127
Well Gear




Model No. 4-126
Flying Fox




Model No. 4-124
Anti-Aircraft Gun




Model No. 4-125
Delivery Van




Model No. 4-128
Polishing Machine




All Models Prefixed 1, 2, 3, 4 & 5 Can be made with No. 5 Set




Model No. 5-129
Steamer




Model No. 5-132
Field Gun and Carriage




Model No. 5-130
Double Street Lamp



Model No. 5-131
Single Governor




Model No. 5-133
Horse Transport




Model No. 5-134
Trackless Car


The Australian Toy for The Australasian Boy




Model No. 5-135
Jib Crane




Model No. 5-136
Footbridge and Signals



Model No. 5-138
Lawn Mower




Model No. 5-137
Windmill




Model No. 5-139
Electric Tram


Build your Engineering ideas with "EZY-BILT"




Model No. 5-140
Block and Tackle




Model No. 5-141
Aeroplane




Model No. 5-143
Sampson Truck




Model No. 5-144
Gantry Crane



Model No. 5-146
Windmill




Model No. 5-142
Locomotive




Model No. 5-145
Weather Vane

You can always create new ideas with EZY-BILT





Model No. 5-149
Radiator



Model No. 5-147
Jack


Model No. 5-150
Strength-testing Machine




Model No. 5-151
Bellows



Model No. 5-152
Block and Tackle




Model No. 5-148
Three-armed Signal




Model No. 5-153
Scenic Railway


An EZY-BILT Set will always bring happiness to the Boy




Model No. 5-154
Dumping Truck



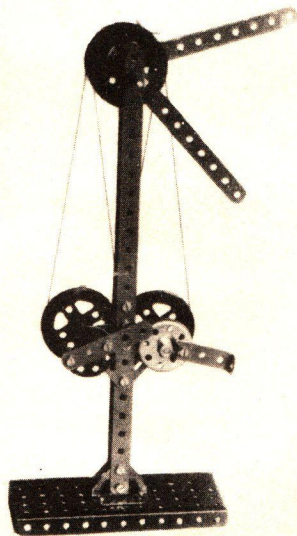
Model No. 5-156
Punching Ball and Stand




Model No. 5-158
Airship Mooring Mast



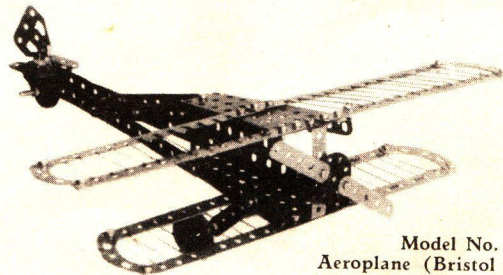
Model No. 5-160
Motor Cycle and Sidecar



Model No. 5-155
Semaphore




Model No. 5-157
Writing Desk




Model No. 5-159
Aeroplane (Bristol Bulldog Type)


The EZY-BILT age is any age



Model No. 5-161.
Go-Cart




Model No. 5-162
Railway Island Platform




Model No. 5-164
Revolving Gangway




Model No. 5-163
Dolls' Table and Chairs



Model No. 5-166
Parallel Bars




Model No. 5-165
Playground Slide




Model No. 5-167
Brewery Wagon


Model No. 5-168
Auto Tray




Model No. 5-171
Flat Iron




Model No. 5-174
Double Governor




Model No. 5-169
Automatic Drill





Model No. 5-172
Aerial Ropeway



Model No. 5-173
Revolving Searchlight



Model No. 5-175
Battleship




Model No. 5-170
Derricking Crane



No. 3a



No. 24a



No. 28



No. 14a




No. 25a



No. 30



No. 5a



No. 20a



No. 29



No. 31

SUPPLEMENTARY List of "EZY-BILT" PARTS

No. 3a Perforated Strip, 3½in.

No. 5a Double Angle Strips,
1½in. x ½in.

No. 14a Wheels, 2in., with Boss

No. 20a Axles, 6½in.

No. 24a Screw Driver (wood
handle).

No. 25a 2in. Barnett Glass Rubber
Tyres

No. 28 Flanged Sector Plate

No. 29 Brass Cog, ½in. x ½in.

No. 30 Right Angle Perforated
Cog Wheel, 1½in.

No. 31 30in. Length Spring Cord

