


NAME	HAO WANG.
TYPE	Constructional Engineering.
HOLE DIAMETER	HOLE SPACING Possibly 12.5mm.
SETS IN SYSTEM	00 and probably larger.
DIFFERENT PARTS	33 [not all used in Set 00].
COLOUR	
FIXING METHOD	Nut and Bolt.
MOTORS	None.
PERIOD	After a date between 1954 and 1961.
MANUFACTURER	A joint private and state Company in Shanghai, China. (Tel: 61632).
COMMENTS	The Manual is entirely in Chinese; the romanized name HAO WANG means GOOD HOPE. Models in the Manual are reproduced from MECCANO Manuals, the latest being from the 1954-61 Series. Compare parts with those of WISDOM, CONSTRUCTION MODELS, CONSTRUCT-O-STEEL.
OTHER SYSTEMS NEWSLETTER	8/182, 14/394

MATERIAL SUPPLIED BY Mick Burgess.

好望建造模

說明書

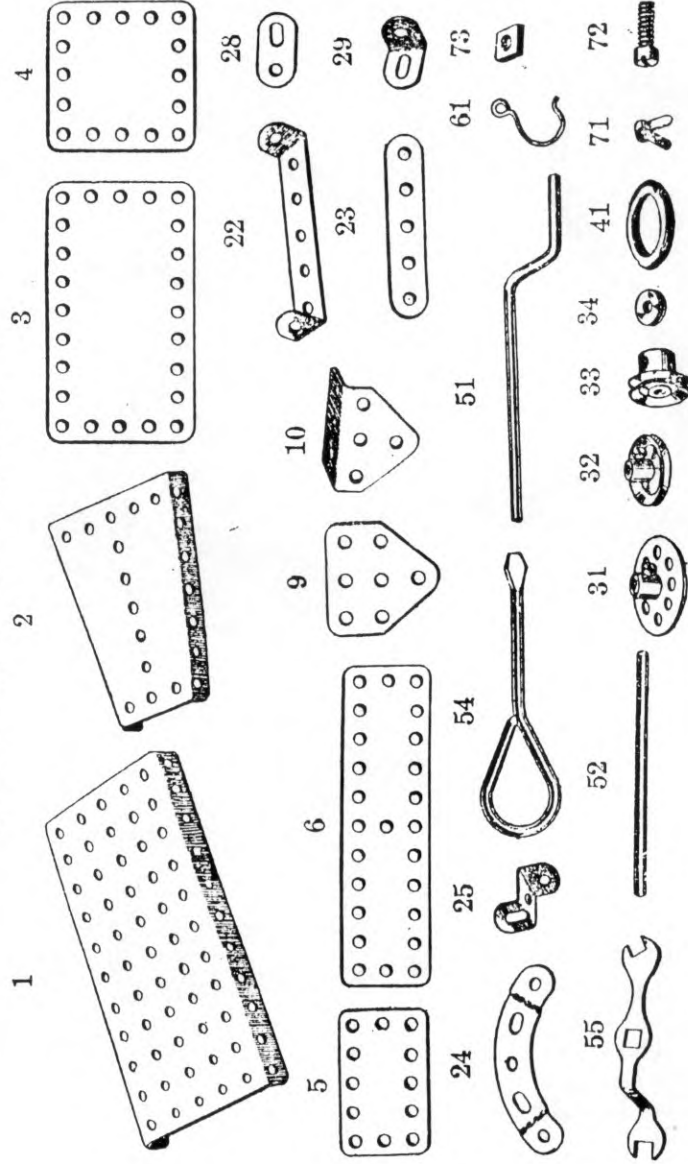
(00)



可搭百数
拾種模型

公私合营 好望教育建造模型工业社編印

本建造模另件圖樣及編號



附註：1. 20、21、26号零件与23号零件相似，僅洞眼数目不同，故不列圖樣。
 2. 30号零件与31号零件相似，僅少一軸心。
 3. 53号零件与52号零件相似，僅短些。
 4. 各零件編號以此為範本。

NOTES 1. 20, 21, 26 are similar to 23 but with different numbers of holes.
 2. 30 is similar to 31 only smaller.
 3. 53 is similar to 52 only shorter.
 4. Other Part Nos should be related to parts shown above by comparison.

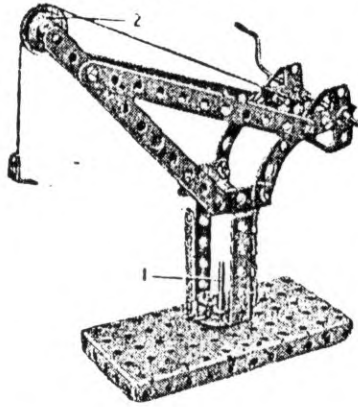
所有另件名稱、号數及數量如下：

号数	名稱	數量	号数	名稱	數量
1	底盤	1	32	車輪	4
2	斜盤	1	33	滑輪	1
9	五角平板	2	41	車胎	2
10	五角曲板	2	51	柄軸	1
20	十一眼直條	4	52	長軸	2
22	七眼曲條	4	53	短軸	2
23	五眼直條	9	54	旋鑿	1
24	五眼弯條	2	61	鉤	1
25	三眼曲條	2	71	彈力	6
28	二眼直接头	5	72	蝶絲釘	25
29	二眼曲接头	8	74	彩線	2
31	八眼輪	1			

本頁滑輪編號「33」應改
 編號亦照此修改。
 「34」書內所需另件之


The box to the right was made by a rubber stamp and says that due to a printing error No 33 should be No 34.

00.76 起重機



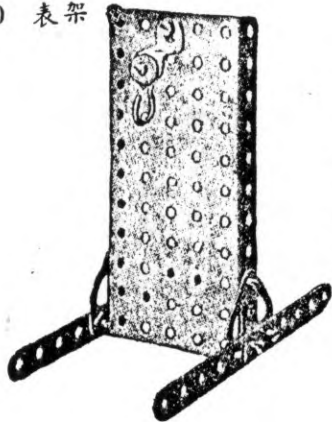
- 所需零件
 1号零件1
 9,,,"2
 10,,,"2
 20,,,"4
 22,,,"2
 23,,,"2
 24,,,"2
 31,,,"1
 32,,,"2
 51,,,"1
 53,,,"4
 71,,,"2
 72,,,"21
 74,,,"1

00.77 割草機




- 所需零件
 9号零件2 | 32号零件2
 10,,,"2 | 41,,,"2
 20,,,"2 | 52,,,"1
 22,,,"2 | 53,,,"1
 23,,,"2 | 61,,,"1
 24,,,"2 | 71,,,"4
 29,,,"4 | 72,,,"13

00.60 表架



- 所需零件
 1号零件1
 9,,,"2
 20,,,"2
 25,,,"1
 33,,,"1
 61,,,"1
 72,,,"10

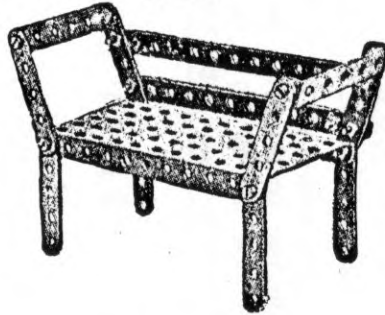
00.25 碎礦機



00.27 起重機


- 所需零件
 1号零件1 | 51号零件1
 2,,,"1 | 52,,,"2
 9,,,"2 | 53,,,"1
 20,,,"4 | 61,,,"1
 23,,,"8 | 71,,,"4
 32,,,"3 | 72,,,"24
 33,,,"1 | 74,,,"1

00.61 靠背凳



- 所需零件
 1号零件1
 20,,,"2
 22,,,"2
 23,,,"8
 28,,,"3
 72,,,"15


00.15 病人用車椅



- 所需零件
 1号零件1 | 32号零件3
 20,,,"2 | 52,,,"1
 22,,,"3 | 53,,,"2
 23,,,"6 | 71,,,"4
 28,,,"2 | 72,,,"13
 29,,,"2

所需零件

- 1号零件1 | 32号零件2
 22,,,"2 | 51,,,"1
 23,,,"6 | 52,,,"1
 28,,,"2 | 71,,,"2
 31,,,"1 | 72,,,"10

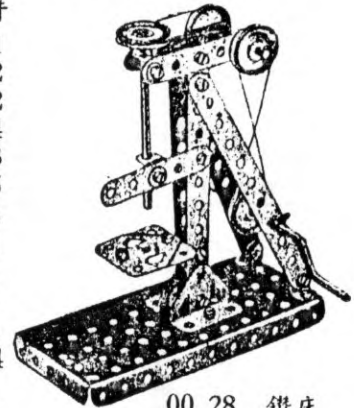


00.26 機錘

- 所需零件
 1号零件1
 9,,,"2
 10,,,"2
 20,,,"4
 23,,,"3
 29,,,"5
 32,,,"4
 51,,,"1
 52,,,"1
 53,,,"1
 71,,,"4
 72,,,"24
 74,,,"1

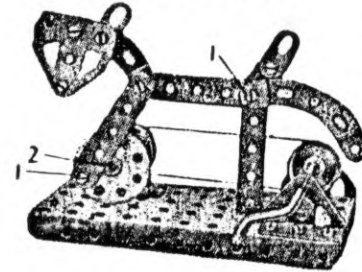
所需零件

- 1号零件1
 2,,,"1
 9,,,"2
 20,,,"4
 22,,,"3
 23,,,"6
 28,,,"3
 31,,,"1
 32,,,"4
 51,,,"1
 52,,,"2
 71,,,"2
 72,,,"25



00.28 鑽床

00.83 跳躍的小馬



所需零件

- 1号零件1
 9,,,"2
 10,,,"2
 22,,,"1
 23,,,"2
 24,,,"2
 28,,,"4
 29,,,"1
 31,,,"1
 32,,,"2
 51,,,"1
 53,,,"1
 71,,,"4
 72,,,"20
 74,,,"1