


|                             |  |              |                 |
|-----------------------------|--|--------------|-----------------|
| NAME                        | TECHNICAL TRAINER  |              |                 |
| TYPE                        | Simple Constructional Engineering.   |              |                 |
| HOLE DIAMETER               | 6.4mm  | HOLE SPACING | not applicable. |
| SETS IN SYSTEM              | The Basic Set model A is the only one known but there may be others.   |              |                 |
| DIFFERENT PARTS             | 17.  |              |                 |
| COLOUR                      | Aluminum; red and blue Wheels.   |              |                 |
| FIXING METHOD               | Nuts used to lock Threaded Rods into Couplings. Also some Nuts and Bolts. (1/4" - 20 threads)  |              |                 |
| MOTORS                      | None.  |              |                 |
| PERIOD                      | 1936 (?) to at least 1946.   |              |                 |
| MANUFACTURER                | Pre-1946: Tucker Toys, 2496 Amsterdam Ave., New York, NY. Post-1946: Farmingdale Aircraftsmen Mfg. Corp., Farmingdale, NY.   |              |                 |
| COMMENTS                    | Major parts aluminum. The Rods screw into connectors ("Terminals"); reminiscent of Tinkertoy but with added flanged plate ("Basestand"). The probable contents of Set A have been added in manuscript on p3. |              |                 |
| OTHER SYSTEMS<br>NEWSLETTER | 6/136, 10/264, 19/528, 22/650, 23/658, 32/940, 36/1068, 47/1421  |              |                 |

MATERIAL SUPPLIED BY Kendrick Bisset.

# “TECHNICAL TRAINER”



## Announcement

TO TOY BUYERS AND PURCHASERS OF

## Technical Trainer

(Construction Set)

Effective May 27, 1946 Tucker Toys Inc. has no further interest in this item

Mfd By

Farmingdale Aircraftsmen Mfg. Corp.

FARMINGDALE, N. Y.

Distributed By

HERMAN M. KRUSE & ASSOCIATES

St. Louis, Missouri

n c .

N . Y .

# 'TECHNICAL TRAINER'

## PRICE LIST OF ALL PARTS:—

|   | <u>QTY</u> |
|---|------------|
| 12" Dural Rod .....                         | .25        |
| 9" Dural Rod .....                          | .20        |
| 6" Dural Rod .....                          | .15        |
| 3" Dural Rod .....                          | .10        |
| 1" Dural Terminal Rod .....                 | .05        |
| 6 Hole Dural Terminal .....                 | .50        |
| 8 Hole Dural Terminal .....                 | .50        |
| 1" Bolt, cadmium plated .....               | .05        |
| 7/16" Nut, cadmium plated .....             | .03        |
| 7/16" Washer, cadmium plated .....          | .02        |
| 7/16" Open End Wrench, cadmium plated ..... | .20        |
| 1 3/8" Plastic Wheel .....                  | .10        |
| 2 1/8" Plastic Wheel .....                  | .20        |
| Technical Builder Basestand .....           | .50        |

1 - CRANK

All parts will be sent postpaid.

All inquiries should be sent to the Parts Department.


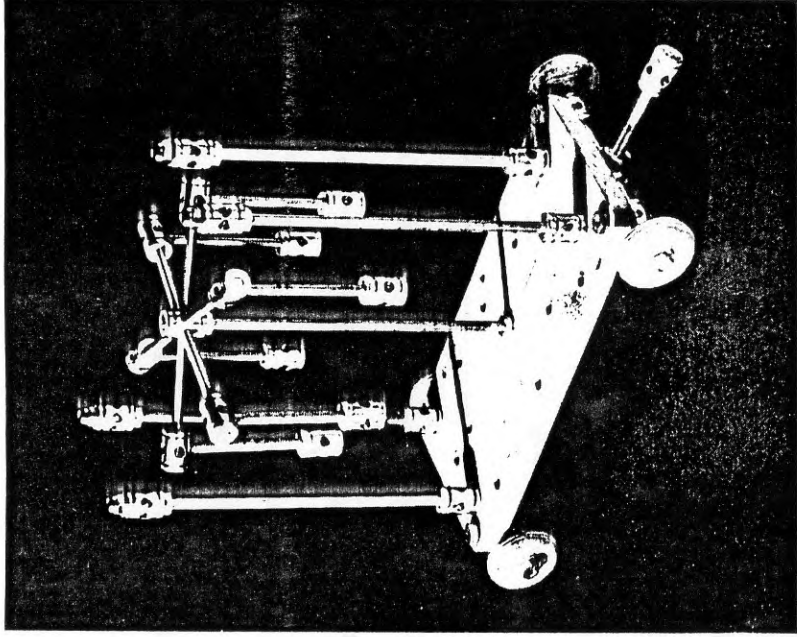
TECHNICAL TRAINER: X1.3/6

**T U C K E R T O Y S , I N C .**

2496 AMSTERDAM AVENUE, NEW YORK 33, N. Y.

“TECHNICAL TRAINER”

*Traveling Rotator* and PARTS LAYOUT



**T U C K E R T O Y S , I N C .**  
2496 AMSTERDAM AVENUE, NEW YORK 33, N. Y.