

X

Sweden

TYPE Mechanical Engineering

HOLE DIAMETER 4.2mm (0.1678 ins.) HOLE SPACING 12.7mm (0.5 ins.)

SETS IN SYSTEM Total of 2: I.2.

DIFFERENT PARTS 38

COLOUR Strips grey. flanged plates orange.

FIXING METHOD Nut and bolt. 60 in No.2 Set. (5/32W)

MOTORS None.

PERIOD 1930s to 1940s

MANUFACTURER Kooperativa Forbundet, Specialavdelningarna, Sweden.

COMMENTS A rare system produced for sale in Co-op shops. Sound engineering constructions with ingenious mechanisms, making use of flat belts as a means of driving.

OTHER SYSTEMS 20/581, 24/708, 24/716

NEWSLETTER

MATERIAL SUPPLIED BY Lennart Astram

modellbok *för* konstruktionslådan



XX

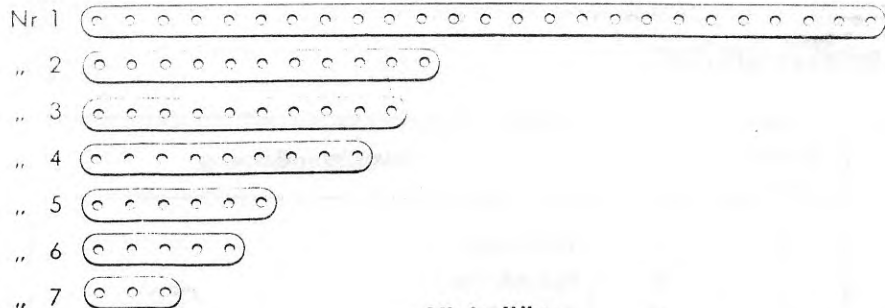
Detaljspecifikation.

Antal st.	Nr	Detaljbenämning	Antal st.	Nr	Detaljbenämning
6	1	Bandjärn, 25 hål.	1	21	Vävaxel.
8	2	" 11 "	1	22	Plåtränna.
4	3	" 10 "	1	23	Plåtskärm.
3	4	" 9 "	5	24	Rulle med skruv.
2	5	" 6 "	3	25	" utan "
12	6	" 5 "	1	26	Skruvmejsel.
6	7	" 3 "	10	27	Stoppring.
2	8	Vinkeljärn, 25 "	2	28	Gummiband, längd 30,5 cm.
22	9	Vinkelstöd.	1	29	" " 21,5 "
60	10	Skruv med mutter, 7 mm.	1	30	" " 16,5 "
1	11	" " " 10 "	1	31	Gummisnöre, " 21 "
2	12	Fyrkantplatta.	1	32	" " 14,3 "
5	13	Snörhjul, 25 mm. med ställskruv.	3	33	Träklots.
1	14	Snörskiva, 12 "	2	34	Lerkula.
1	15	Tandhjul, 38 " 23 kuggar.	6	35	Bricka.
1	16	Axel, 230 "	1	36	Skruvnyckel.
4	17	" 115 "	4	37	Gummiringar.
4	18	" 70 "			
8	19	" 60 "			
1	20	" 25 "			



KOOPERATIVA FÖRBUNDET
SPECIALAVDELNINGARNA


Bandjärn



Vinkeljärn



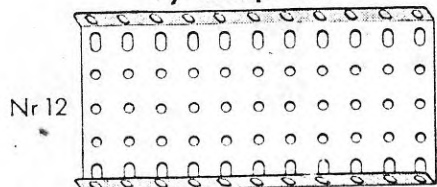
Vinkelstöd



Skruv med mutter

Nr 10 7 mm., Nr 11 10 mm.

Fyrkantplatta



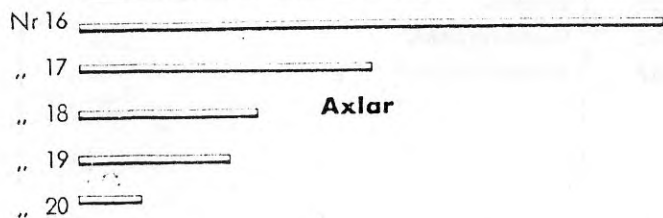
Snörhjul



Snörskiva



Tandhjul




Axlar



Vevaxel

Plåtränna



Plåtskärm



**Stopp-
ring**



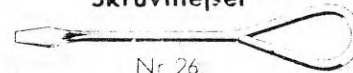
Rulle




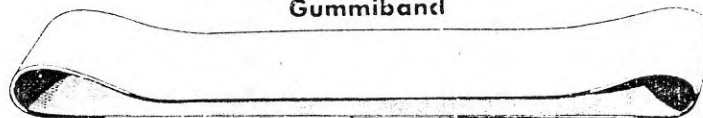
Rulle




Skruvmejsel



Gummiband



Gummisnöre



Träklots



Lerkula



Bricka



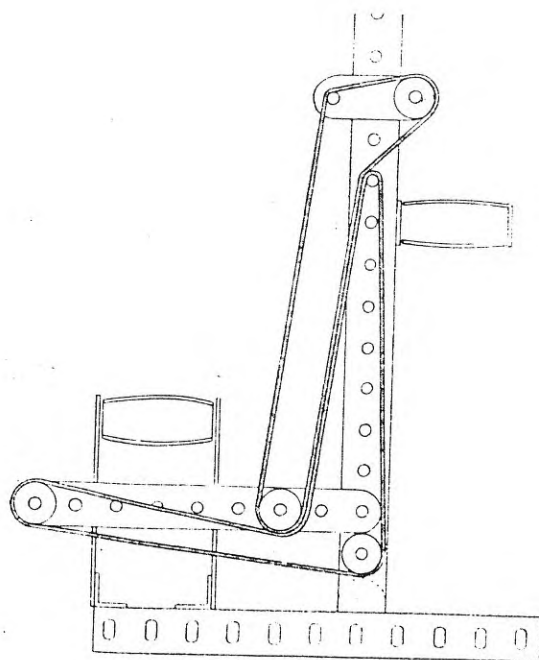
Skruvnyckel



Gummiring



verk.
dell 26.



Schematisk bild av gummiremmarnas
placering.

