





# Mamod

A versatile range of powerful and realistic steam-driven models, fashioned from the finest materials to ensure perfect efficiency, durability and safety.

MALINS (ENGINEERS) LIMITED  
THORNS WORKS, 206 THORNS ROAD, QUARRY BANK, BRIERLEY HILL, STAFFS DY5 2JZ  
Telephone: LYE 2244

All engines are fitted with a safety valve and supplied with a vapourising spirit lamp and a filler funnel. Boilers and steam fittings are all made from brass and all base plates fit Meccano.



# Mamod

## STEAM ENGINES

## 1 and 2 STEAM ROLLER S.R. 1a and TRACTION ENGINE T.E. 1a

These realistic models are powered by highly efficient steam engines fitted with reversing speed control, exhaust to chimney, and whistle. Supplied with extension steering rod. These engines can also be used to drive other models.  
Pack  $10\frac{1}{2} \times 6 \times 7$  - 4 lb

## 3 STEAM WAGON S.W.1.

This heavily built overttype steam wagon is developed from the highly successful T.E.1a power unit and is fitted with a double reduced drive to give greater traction at a realistic speed. The chassis is detachable from the body and can be used separately. It is fitted with whistle and reversing control lever and supplied with extension steering rod.  
Pack  $17 \times 6\frac{1}{2} \times 9$ " Wt Gross 7 lb

## 4 LUMBER WAGON L.W.1

Pack  $12 \times 6 \times 5$ " Wt Gross 3 lb

## 5 OPEN WAGON O.W.1

Pack  $10\frac{1}{2} \times 5\frac{1}{2} \times 4\frac{1}{2}$ " Wt Gross 3 lb

## MACHINE TOOLS

All machines fitted with diecast frames and flywheels, with brass pulleys.

## 6 POLISHING MACHINE

Fitted felt polishing wheels.  
Pack  $3\frac{1}{2} \times 2\frac{1}{2} \times 3\frac{1}{2}$ " Wt Gross 6 oz

## 7 GRINDING MACHINE

Fitted Arcorundum grinding wheels.  
Pack  $3\frac{1}{2} \times 2\frac{1}{2} \times 3\frac{1}{2}$ " Wt Gross 6 oz

## 8 POWER HAMMER

Pack  $3\frac{1}{2} \times 2\frac{1}{2} \times 2\frac{1}{2}$ " Wt Gross 8 oz

## 9 POWER PRESS

Pack  $3\frac{1}{2} \times 2\frac{1}{2} \times 4\frac{1}{2}$ " Wt Gross 8 oz

## 10 LINESHAFT

Fitted with 5.5cm dia. pulley, with two 2cm and two 1.5cm pulleys. Shaft fits Meccano.

Pack  $6\frac{1}{2} \times 3\frac{1}{2} \times 4\frac{1}{2}$ " Wt Gross 1 lb

## 11 DRIVING BAND

12" with taper end fixing to fit S.R.1a, T.E.1a or for driving models. Can be cut to size, two or more being coupled together for longer drives.

## 12 STEAM ENGINE MINOR No. 1

This low-priced engine is well built and will drive many different small models.  
Boiler  $3\frac{1}{2} \times 1\frac{1}{2}$ " dia.  
Pack  $5\frac{1}{2} \times 3 \times 5\frac{1}{2}$ " Wt Gross 14 oz

## 13 STEAM ENGINE MINOR No. 2

This popular model is very powerful and will drive a series of MAMOD working models together.  
Boiler  $4 \times 1\frac{1}{2}$ " dia  
Pack  $7 \times 4 \times 6$ " Wt Gross  $1\frac{1}{2}$  lb

## 14 STEAM ENGINE S.E.1a

This splendid model is fitted with exhaust to chimney and water level plug.  
Boiler  $5 \times 1\frac{1}{2}$ " dia  
Pack  $8\frac{1}{2} \times 7 \times 6$ " Wt Gross 2 lb

## 15 STEAM ENGINE S.E.2a


This model is similar to the S.E.1a but fitted with whistle and reverse lever.  
Boiler  $5 \times 1\frac{1}{2}$ " dia  
Pack  $8 \times 7 \times 6$ " Wt Gross 2 lb

## 16 SUPERHEATED TWIN CYLINDER STEAM ENGINE S.E.3

This powerful engine is fitted with stop-cock, whistle, water level plug, and exhaust to chimney. It is ideal for educational purposes.  
Boiler  $6 \times 2$ " dia  
Pack  $10\frac{1}{2} \times 9 \times 5\frac{1}{2}$ " Wt Gross 4 lb

## 17 MARINE STEAM ENGINES M.E.1

A lively power unit for boats of about 24". Runs fifteen minutes per filling. Base plate flexible for V bottom boats.  
Propeller  $1\frac{1}{2}$ " dia  
Overall size  $3\frac{1}{2} \times 14 \times 3\frac{3}{8}$ "  
Wt  $1\frac{1}{2}$  lb



# Mamod