

How to build with MINIBRIX


REGD. TRADE MARK

MINIBRIX reproduce in miniature almost every kind of material used by real-life builders. Bricks, half-bricks and angle-bricks; three sizes of lintel; doors, windows and roofs — all these enable you to build almost any number of accurate scale models, from the simple to the elaborate. Open out this folder and you will see some of the fascinating models you can make.

But that is not all. With MINIBRIX you are your own architect as well as builder; for what could be more satisfying than designing and building your own garage? Or making a model of your own house?

Building with MINIBRIX is so easy. First, consult your instruction book, then count out the parts required to build the model you've chosen; then start to build, following the ground plan and work up course by course.

This picture shows the exclusive MINIBRIX® interlocking device and how easily the all-rubber MINIBRIX fit together. Only the slightest pressure is required to make the studs go into the holes — yet they hold together firmly and can be taken apart without effort.

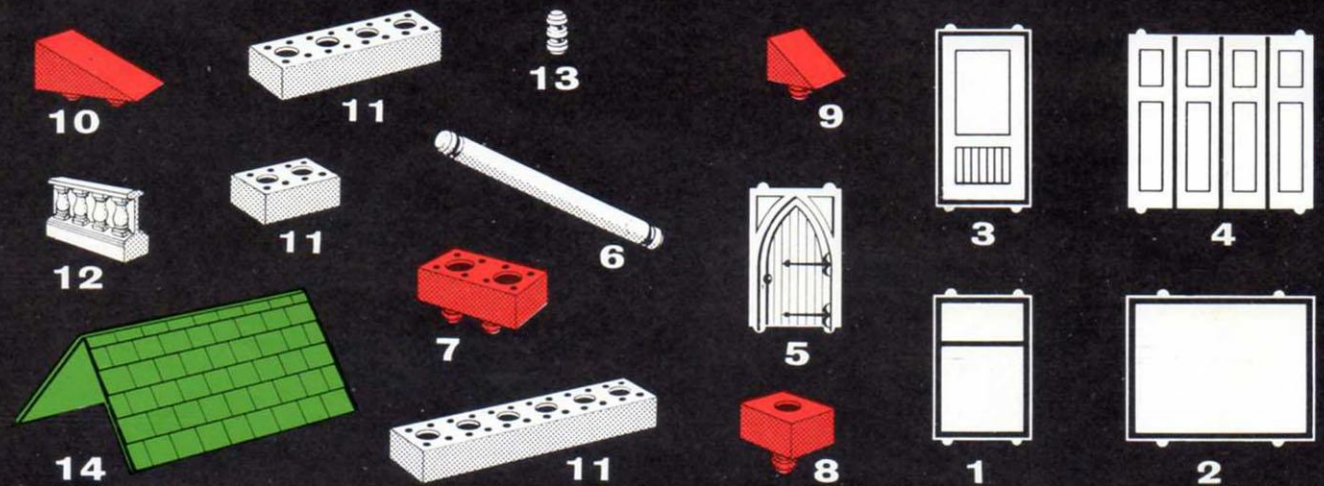


If the model includes doors and windows, fit them as you go along, or put them in when you've finished building the walls. They are fitted by means of the small holes in the bricks, and can be made to open and shut just like the real thing.

MINIBRIX Component Parts

REGD. TRADE MARK

- | | | | |
|--------------------|--------------------|--------------------------|----------------------------|
| 1. Fanlight Window | 4. Garage Door | 7. Whole-brick | 10. Double angle-brick |
| 2. Picture Window | 5. Gothic Door | 8. Half-brick | 11. Lintel (various sizes) |
| 3. House Door | 6. Supporting Pole | 9. Angle-brick | 12. Balustrade |
| | 13. Universal pin | 14. Roof (various sizes) | |




INDESTRUCTIBLE - EDUCATIONAL - HYGIENIC - SAFE!

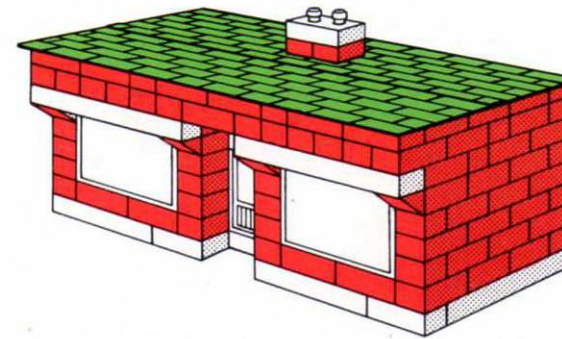
MINIBRIX LIMITED · PETERSFIELD · HANTS

Made of the highest quality rubber, MINIBRIX is a favourite with parents as well as children. It will not scratch the furniture, and the bricks will neither chip nor break. All component parts are washable, hygienic and almost everlasting. MINIBRIX may be placed with complete confidence in the hands of children of any age.

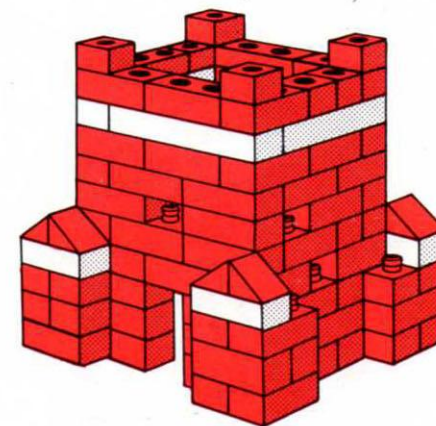
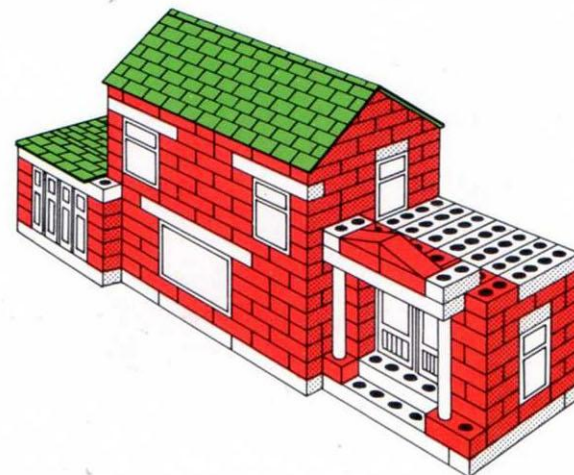
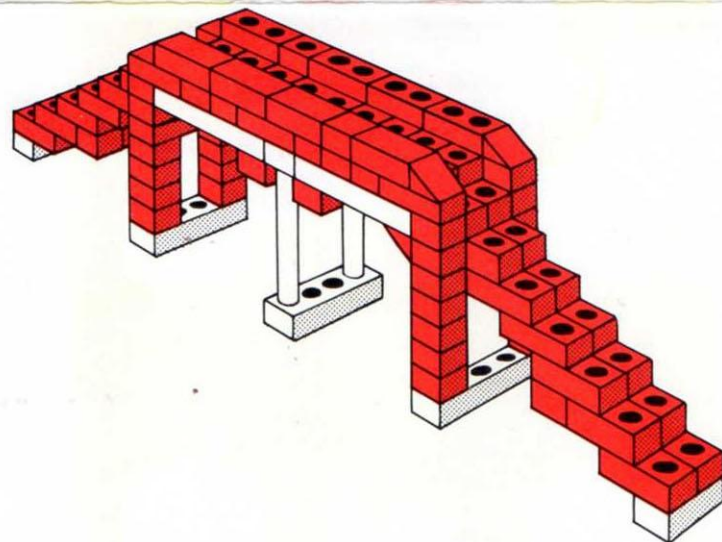
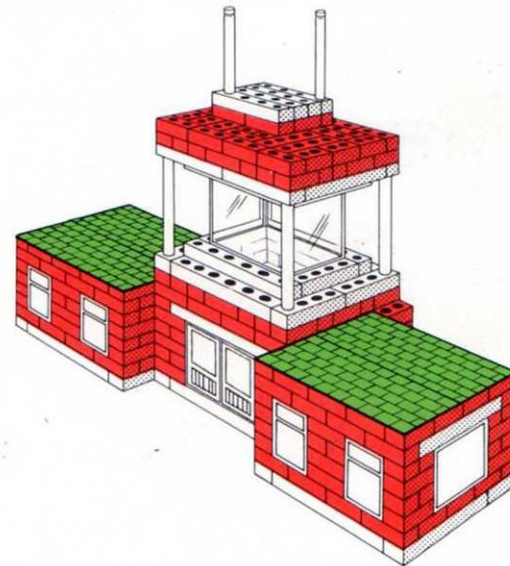
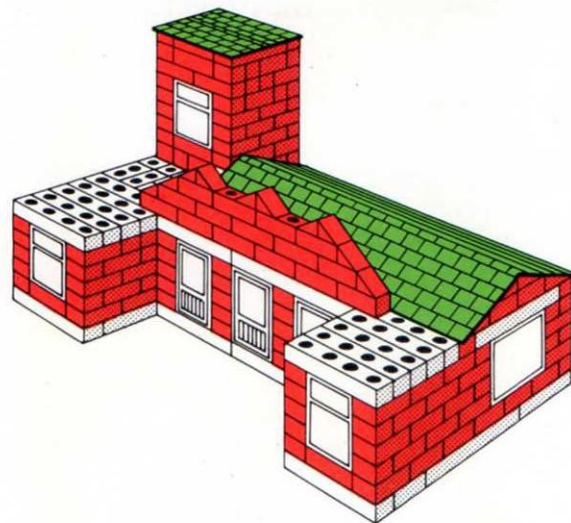

The MINIBRIX RAINBOW Set, with bricks in attractive pastel shades, is specially designed for the very young child. Other sets in the MINIBRIX range are the inexpensive STARTER Set, ACCESSORY No. 1 (converts PREMIER to SUPER) and ACCESSORY No. 2 (converts SUPER to DE LUXE).



Some of the beautiful scale models *YOU* can build with



MINIBRIX
REGD. TRADE MARK



When you become the proud owner of a set of MINIBRIX, you receive a smart badge coloured in red, black and yellow, signifying membership of the Minibuilders' Club.



Illustrated here are just a few of the impressive models you can make with MINIBRIX. You can design and build other models of your own initiative ; in fact there is no limit to the hours of enjoyment your MINIBRIX will give you

MINIBRIX LIMITED
Petersfield, Hants