

# MOBACO

DORPEN- EN STEDENBOUW

GRONDDOOS D

## HET BOUWEN MET MOBACO

Zoals je op de vele afbeeldingen kunt zien, is het aantal modellen dat je met Mobaco kunt bouwen, ontelbaar. Want als je alle modellen uit het boekje hebt nagebouwd, dan kan je zelf, naar eigen fantasie, de alleraardigste gebouwen maken.

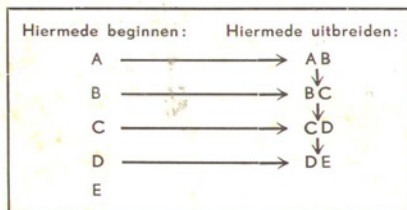
Hoe je zo'n model moet opbouwen? Wel dat is niet zo moeilijk. Je begint altijd met de grondplaat, daarop steunt straks het gehele gebouw. Dan worden de houten paaltjes geplaatst, zodat de muren opgetrokken kunnen worden, en zo bouw je maar verder.

Er zijn 5 verschillende Mobaco gronddozen n.l., A, B, C, D en E; iedere volgende doos met meer onderdelen.


Iedere doos kan echter omgezet worden in een volgend nummer, dus in een groter formaat n.l., door het kopen van een aanvullingsdoos. Bezit je dus doos A, dan kan je met de aanvullingsdoos AB, je doos A in B omzetten.


Zo kan je dus, ongeacht met welke gronddoos je begint, je uitrusting langzamerhand uitbreiden, want begin je met doos D, dan kan je die door aanvullingsdoos DE omzetten in E.

Volg de pijltjes maar in dit schema:




*En nu aan de slag!*





### PAARDENSTAL

2 stuks	No.	1
4 "	"	1 1/2
2 "	"	23
2 "	"	24
1 "	"	54
2 "	"	107
2 "	"	180
1 "	"	201





### HUISJE

2 stuks	No.	1
4 "	"	1 1/2
1 "	"	19
2 "	"	22
2 "	"	23
2 "	"	24
1 "	"	54
1 "	"	70
1 "	"	76
2 "	"	107
2 "	"	180
1 "	"	201

### WACHTHUISJE


2 stuks	No.	1
4 "	"	1 1/2
2 "	"	22
1 "	"	23
2 "	"	24
1 "	"	54
1 "	"	70
1 "	"	76
2 "	"	107
2 "	"	180
1 "	"	201





**BUITENHUIS**


2 stuks	No.	1
4	"	1 1/2
1	"	19
2	"	22
2	"	23
2	"	24
1	"	54
1	"	70
1	"	76
2	"	107
2	"	180
1	"	201



**BOSWACHERSWONING**

**SPEELPLAATS**


2 stuks	No.	1
4	"	1 1/2
2	"	22
2	"	23
2	"	24
1	"	54
1	"	70
1	"	76
1	"	201



2 stuks	No.	1
4	"	1 1/2
1	"	19
2	"	22
2	"	23
2	"	24
1	"	54
1	"	70
1	"	76
2	"	107
2	"	180
1	"	201




DEZE MODELLEN KUNNEN WORDEN GEBOUWD MET **MOBACO B** (A + AB)



FABRIEK

4 stuks	No. 1	4 stuks	No. 27
3 "	" 1 $\frac{1}{2}$	1 "	" 62
2 "	" 24	1 "	" 70
4 "	" 26		




BRUG MET BRUGWACHERSHUIS

6 stuks	No. 1	1 stuks	No. 26	1 stuks	No. 70
6 "	" 1 $\frac{1}{2}$	4 "	" 27	2 "	" 76
2 "	" 19	1 "	" 42	1 "	" 86
3 "	" 22	1 "	" 54	2 "	" 107
3 "	" 23	1 "	" 60	2 "	" 180
6 "	" 24	1 "	" 62	2 "	" 201

BOERDERIJ MET STAL


benodigde onderdelen

4 stuks	No. 1
4 "	" 1 $\frac{1}{2}$
1 "	" 19
2 "	" 22
2 "	" 23
4 "	" 24
4 "	" 26
3 "	" 27
1 "	" 54
1 "	" 62
1 "	" 86
2 "	" 107
2 "	" 180




DEZE MODELLEN KUNNEN WORDEN GEBOUWD MET **MOBACO B** (A + AB)

TUINHUIS




4 stuks No. 1		4 stuks No. 27	
4	" " 1 1/2	1	" " 54
1	" " 19	1	" " 62
2	" " 22	1	" " 86
4	" " 24	2	" " 107
4	" " 26	2	" " 180

HUIS MET SCHUUR




6 stuks No. 1		1 stuks No. 60	
6	" " 1 1/2	1	" " 62
2	" " 19	1	" " 70
3	" " 22	2	" " 76
3	" " 23	1	" " 86
6	" " 24	2	" " 107
4	" " 26	2	" " 124
4	" " 27	4	" " 180
2	" " 54	2	" " 201



BUITENPLAATS

6 stuks No. 1		4 stuks No. 27		1 stuks No. 86	
6	" " 1 1/2	1	" " 42	2	" " 107
2	" " 19	2	" " 54	2	" " 124
3	" " 22	1	" " 60	4	" " 180
3	" " 23	1	" " 62	2	" " 201
6	" " 24	1	" " 70		
3	" " 26	2	" " 76		




**TUINHUIS**

8 stuks	No. 1	3 stuks	No. 26	1 stuks	No. 71
3 "	" 1 1/2	4 "	" 27	2 "	" 76
4 "	" 2	1 "	" 42	1 "	" 86
3 "	" 19	1 "	" 54	2 "	" 107
4 "	" 22	1 "	" 55	2 "	" 180
4 "	" 23	1 "	" 60	1 "	" 203
8 "	" 24	1 "	" 62		
1 "	" 25	1 "	" 70		


**KERK MET PASTORIE**

8 stuks	No. 1	2 stuks	No. 54
8 "	" 1 1/2	1 "	" 60
4 "	" 2	1 "	" 62
2 "	" 14	1 "	" 70
2 "	" 15	1 "	" 71
3 "	" 19	1 "	" 73
4 "	" 22	1 "	" 86
4 "	" 23	2 "	" 107
4 "	" 24	2 "	" 124
1 "	" 25	1 "	" 160
3 "	" 26	4 "	" 180
4 "	" 27	1 "	" 203
1 "	" 42		





DEZE MODELLEN KUNNEN WORDEN GEBOUWD MET **MOBACO C** (B + BC)




FABRIEK

8 stuks	No. 1	4 stuks	No. 26	1 stuks	No. 76
8 "	" 1 <sup>1/2</sup>	4 "	" 27	1 "	" 84
2 "	" 2	1 "	" 42	2 "	" 107
3 "	" 19	2 "	" 54	2 "	" 124
4 "	" 22	1 "	" 55	2 "	" 180
4 "	" 23	1 "	" 60	1 "	" 203
8 "	" 24	1 "	" 62		
1 "	" 25	1 "	" 70		


TRAMSTATION

8 stuks	No. 1	1 stuks	No. 25	1 stuks	No. 70
6 "	" 1 <sup>1/2</sup>	4 "	" 26	1 "	" 73
4 "	" 2	4 "	" 27	1 "	" 76
1 "	" 14	1 "	" 42	1 "	" 86
3 "	" 19	2 "	" 54	2 "	" 107
4 "	" 22	1 "	" 55	2 "	" 180
3 "	" 23	1 "	" 60	1 "	" 203
8 "	" 24	1 "	" 62		




STADHUIS

12 stuks	No. 1	1 stuks	No. 55
12	" " 1 1/2	2	" " 62
8	" " 2	1	" " 63
1	" " 11	1	" " 70
1	" " 12	1	" " 71
2	" " 14	1	" " 73
2	" " 15	2	" " 76
5	" " 19	2	" " 84
4	" " 22	1	" " 85
6	" " 23	2	" " 89
12	" " 24	3	" " 107
4	" " 25	4	" " 124
12	" " 26	2	" " 133
6	" " 27	1	" " 160
6	" " 28	4	" " 180
3	" " 54	1	" " 203



KASTEEL


12 stuks	No. 1	6 stuks	No. 28
12	" " 1 1/2	3	" " 54
8	" " 2	2	" " 55
1	" " 11	2	" " 62
1	" " 12	1	" " 63
2	" " 15	1	" " 71
5	" " 19	1	" " 73
6	" " 22	2	" " 86
8	" " 23	2	" " 89
12	" " 24	4	" " 124
4	" " 25	1	" " 160
12	" " 26	4	" " 180
4	" " 27	1	" " 203





DIT MODEL KAN WORDEN GEBOUWD MET **MOBACO D** (C + CD)

KASTEEL  
MET OPHAALBRUG




8 stuks	No. 1	12 stuks	No. 24	1 stuks	No. 73
12 "	" 1 1/2	4 "	" 25	2 "	" 86
8 "	" 2	12 "	" 26	4 "	" 124
2 "	" 14	8 "	" 27	1 "	" 160
6 "	" 19	6 "	" 28	2 "	" 180
6 "	" 22	3 "	" 54	1 "	" 203
8 "	" 23	2 "	" 62		

JUMBO  SPELEN

DIT MODEL KAN WORDEN GEBOUWD MET **MOBACO E** (D + DE)

KATHEDRAAL

12 stuks No. 1	3 stuks No. 54
12 " " 1½	1 " " 55
8 " " 2	3 " " 62
2 " " 12	1 " " 70
2 " " 14	1 " " 71
4 " " 15	1 " " 73
4 " " 19	4 " " 76
2 " " 21	3 " " 84
8 " " 22	1 " " 86
8 " " 23	2 " " 107
16 " " 24	2 " " 124
2 " " 25	2 " " 160
1 " " 26	2 " " 180
8 " " 27	2 " " 182
1 " " 42	1 " " 203



*En nu verder . . . .*

Zoals je op deze pagina ziet, kan je met doos E nog groter en ingewikkelder modellen bouwen.


Door nu aanvullingsdoos DE te kopen, wordt doos D omgezet in E, met nog veel meer onderdelen en daardoor meerdere mogelijkheden!



# DIT DORPJE KAN GEBOUWD WORDEN MET MEERDERE GRONDDOZEN

Zoals je ziet is er heel wat te bereiken met MOBACO.  
Elke nieuwe doos brengt je een stapje nader tot je eigengebouwd dorp.

Vraag voor je verjaardag de volgende Mobacodoos!



JUMBO  SPELEN

# INHOUD DER VERSCHILLENDE MOBACO DOZEN

Onderd. No.	A	AB	B	BC	C	CD	D	DE	E
1	2	4	6	2	8	4	12	—	12
1½	4	2	6	2	8	4	12	—	12
2	—	—	—	4	4	4	8	—	8
3	—	—	—	—	—	—	—	4	4
11	—	—	—	—	—	1	1	1	2
12	—	—	—	—	—	1	1	1	2
14	—	—	—	2	2	—	2	2	4
15	—	—	—	2	2	—	2	2	4
18	—	—	—	—	—	—	—	2	2
19	1	1	2	1	3	3	6	—	6
20	—	—	—	—	—	—	—	4	4
21	—	—	—	—	—	—	—	2	2
22	2	1	3	1	4	2	6	4	10
23	2	1	3	1	4	4	8	4	12
24	2	4	6	2	8	4	12	4	16
25	—	—	—	1	4	3	4	—	4
26	—	4	4	—	4	8	12	—	12
27	—	4	4	—	4	4	8	—	8
28	—	—	—	—	—	—	6	—	6
40	—	—	—	—	—	—	—	4	4
41	—	—	—	—	—	—	—	4	4
42	—	1	1	—	1	1	2	—	2
44	—	—	—	—	—	—	—	2	2
45	—	—	—	—	—	—	—	4	4
48	—	—	—	—	—	—	—	2	2
54	1	1	2	—	2	1	3	—	3
55	—	—	—	1	1	—	—	—	2
60	—	1	1	—	1	1	2	—	2
62	—	1	1	—	1	1	2	—	2
63	—	—	—	—	—	1	1	—	1
65	—	—	—	—	—	—	—	1	1
68	—	—	—	—	—	—	—	1	1
70	1	—	1	—	1	—	—	2	3
71	—	—	—	1	1	—	1	—	3
73	—	—	—	1	1	—	—	—	1
76	1	1	2	—	2	—	2	—	4
84	—	1	1	—	1	—	2	—	4
85	—	—	—	—	—	2	2	—	2
86	—	1	1	—	1	—	2	—	4
89	—	—	—	—	—	—	2	—	2
103	—	—	—	—	—	—	—	2	2
107	2	—	2	—	2	—	4	—	4
123	—	—	—	—	—	—	—	2	2
124	—	2	2	—	2	—	4	—	4
133	—	—	—	—	—	4	4	—	4
143	—	—	—	—	—	—	—	1	1
160	—	—	—	1	1	—	—	1	2
180	2	2	4	—	4	—	4	—	4
182	—	—	—	—	—	—	—	2	2
200	—	—	—	—	—	—	—	1	1
201	1	1	2	—	2	—	2	—	2
202	—	—	—	—	—	—	—	1	1
203	—	—	—	1	1	—	—	—	1

