

MOBACO

DORPEN- EN STEDENBOUW



MODELLENBOEK
VOOR DOOS **A** TOT **E**

JUMBO  SPELEN

HET BOUWEN MET MOBACO

DORPEN- EN STEDENBOUW

Zoals je in dit boekje zult zien, is het aantal modellen, dat je met Mobaco Dorpen- en Stedenbouw kunt bouwen, ontelbaar. Heb je al de modellen uit dit boekje nagebouwd, dan kan je naar eigen fantasie zelf allerlei gebouwen ontwerpen en bouwen.

Hoë je zo'n model moet bouwen? Wel dat is niet zo moeilijk. De tekeningen hiernaast laten je zien hoe een Mobaco huisje ontstaat. Je begint altijd met de grondplaat, daarna worden op de juiste afstand de paaltjes geplaatst, waartussen de muren worden opgetrokken en zo bouw je steeds verder.

Er zijn 5 verschillende Mobaco gronddozen, n.l. A, B, C, D en E, iedere volgende doos met meer onderdelen. Elke doos kan echter worden omgezet in de daaropvolgende, dus in een grotere doos, n.l. door het kopen van een aanvullingsdoos. Op deze wijze kan je doos A omzetten in doos B, door doos A-B te kopen.

Zo kan je dus, ongeacht met welke gronddoos je begint, je uitrusting langzamerhand uitbreiden, want begin je met doos D, dan kan je die door aanvullingsdoos D-E omzetten in gronddoos E. Volg de pijltjes van dit schema:

Alle Mobaco onderdelen zijn uit onverwoestbaar materiaal vervaardigd.

Hoe groter de doos, des te groter het aantal en de verscheidenheid aan onderdelen.

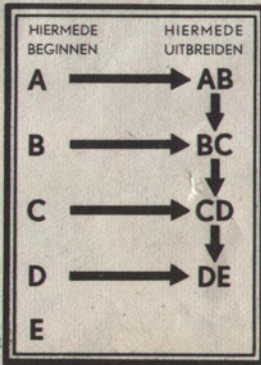
Hiermede kan je dus steeds mooiere en ingewikkelder modellen maken. Op de laatste pagina staat zelfs een heel dorpje afgebeeld met een kerk, een stadhuis, bruggen en huizen, alles gebouwd met Mobaco Dorpen- en Stedenbouw! Voor zo'n dorp of stad zijn echter vele gronddozen nodig. Vraag je vriendjes, die ook een Mobaco doos hebben, en bouwen jullie samen eens zo'n dorpl


Als het klaar is kan je er nog je andere speelgoed, zoals auto's, treinen enz. bij halen. Dan ziet het er nog echter uit.

Maar nu aan de slag en spoedig zal jij ook tot de enthousiaste Mobaco architecten behoren!

Op de achterzijde van dit boekje vind je een tabel waarop je kunt zien, welke onderdelen in de verschillende dozen zitten.

Alle onderdelen zijn ook los verkrijgbaar.






A 1


MONUMENT A1 BRUGGETJE A2

1 st. No. 1
 4 " " 1 1/2
 2 " " 22
 2 " " 24
 1 " " 201

2 st. No. 1
 4 " " 1 1/2
 2 " " 22
 2 " " 23
 2 " " 24
 1 " " 70
 1 " " 201



A 2




A 5


TENT A5 POORTJE A12

2 st. No. 1
 4 " " 1 1/2
 2 " " 24
 1 " " 70
 1 " " 76
 2 " " 107
 2 " " 180
 1 " " 201

2 st. No. 1
 4 " " 1 1/2
 2 " " 22
 2 " " 23
 2 " " 24
 1 " " 54
 1 " " 201



A 12




A 4

PAARDENSTAL A 4


2 st.	No.	1
4	"	1½
2	"	23
2	"	24
1	"	54
2	"	107
2	"	180
1	"	201

SPEELPLAATS A 3

2 st.	No.	1
4	"	1½
2	"	22
2	"	23
2	"	24
1	"	54
1	"	70
1	"	76
1	"	201



A 3



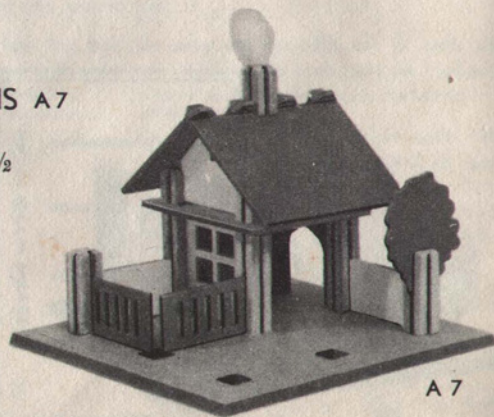
A 15

HUISJE A 15


2 st.	No.	1
4	"	1½
2	"	22
2	"	23
2	"	24
1	"	54
1	"	62
1	"	70
1	"	76
2	"	107
2	"	180
1	"	201

BUITENHUIS A 7

2 st.	No.	1
4	"	1½
1	"	19
2	"	22
2	"	23
2	"	24
1	"	54
1	"	62
1	"	70
1	"	76
2	"	107
2	"	180
1	"	201



A 7




A 11

VARKENSHOK A 11

2 st.	No. 1
4 "	" 1½
2 "	" 22
2 "	" 23
2 "	" 24
2 "	" 180
1 "	" 201

VILLAATJE A 9

2 st.	No. 1
4 "	" 1½
1 "	" 19
2 "	" 22
2 "	" 23
2 "	" 24
1 "	" 54
1 "	" 62
1 "	" 70
1 "	" 76
2 "	" 107
2 "	" 180
1 "	" 201




A 9

**BOSWACHERS-
WONING A 8**


2 st.	No. 1
4 "	" 1½
1 "	" 19
2 "	" 22
2 "	" 23
2 "	" 24
1 "	" 54
1 "	" 62
1 "	" 70
1 "	" 76
2 "	" 107
2 "	" 180
1 "	" 201

KIPPENHOK A 16

2 st.	No. 1
4 "	" 1½
1 "	" 19
2 "	" 22
2 "	" 23
2 "	" 24
1 "	" 54
1 "	" 62
1 "	" 70
1 "	" 76
1 "	" 201




A 8



A 16

BOERDERIJ MET STAL B 4


4 st. No. 1	3 st. No. 23
4 " " 1 1/2	4 " " 24
1 " " 19	2 " " 26
3 " " 22	3 " " 27
	1 " " 54
	1 " " 62
	1 " " 86
	2 " " 107
	2 " " 180
	1 " " 201




B 4

BRUG MET BRUGWACHERSHUIS B 14

6 st. No. 1	1 st. No. 54
6 " " 1 1/2	1 " " 60
2 " " 19	1 " " 62
3 " " 22	1 " " 70
3 " " 23	2 " " 76
6 " " 24	1 " " 86
1 " " 26	2 " " 107
4 " " 27	2 " " 180
1 " " 42	2 " " 201



B 14





B 9

WEEKEND-HUIS B 9

6 st. No. 1	1 st. No. 60
6 " " 1 1/2	1 " " 62
2 " " 19	1 " " 70
3 " " 22	1 " " 76
1 " " 23	1 " " 84
5 " " 24	2 " " 107
4 " " 26	2 " " 124
2 " " 27	3 " " 180
1 " " 54	2 " " 201


LANDHUIS B16.

6 st. No. 1	3 st. No. 27
6 " " 1 1/2	1 " " 42
2 " " 19	2 " " 54
3 " " 22	1 " " 60
2 " " 23	1 " " 62
6 " " 24	1 " " 70
4 " " 26	1 " " 76
	1 " " 86
	2 " " 107
	2 " " 124
	4 " " 180
	1 " " 201




BOERDERIJTJE B5

4 st. No. 1
4 " " 1 1/2
2 " " 22
4 " " 24
2 " " 26
1 " " 86
2 " " 107
2 " " 180
1 " " 201



BOTENHUIS B11

6 st. No. 1	1 st. No. 60
6 " " 1 1/2	1 " " 62
2 " " 19	1 " " 70
3 " " 22	2 " " 76
3 " " 23	1 " " 84
6 " " 24	2 " " 107
2 " " 26	2 " " 124
1 " " 27	3 " " 180
1 " " 42	2 " " 201
1 " " 54	




B 6

HOOISCHUUR B 6

4	st.	No.	1
4	"	"	1 1/2
3	"	"	22
2	"	"	23
4	"	"	24
4	"	"	26
1	"	"	27
1	"	"	42
1	"	"	54
2	"	"	107
1	"	"	201

FABRIEK B 1


4	st.	No.	1
3	"	"	1 1/2
2	"	"	24
4	"	"	26
4	"	"	27
1	"	"	62
1	"	"	70
1	"	"	201




B 1

VILLA MET DAKTUIN B 8

4	st.	No.	1
4	"	"	1 1/2
2	"	"	19
3	"	"	22
3	"	"	23
4	"	"	24
2	"	"	26
1	"	"	54
1	"	"	62
1	"	"	86
2	"	"	107
2	"	"	180
1	"	"	201



B 8



VILLA MET GARAGE B 13

6	st.	No.	1	2	st.	No.	26
6	"	"	1 1/2	3	"	"	27
2	"	"	19	1	"	"	42
2	"	"	22	2	"	"	54
3	"	"	23	1	"	"	60
6	"	"	24	1	"	"	62
				1	st.	No.	70
				2	"	"	76
				1	"	"	86
				2	"	"	107
				2	"	"	124
				4	"	"	180
				2	"	"	201


B 13

TUINHUIS B7

4 st. No. 1	1 st. No. 54
4 " " 1 1/2	1 " " 62
1 " " 19	1 " " 86
2 " " 22	2 " " 107
4 " " 24	2 " " 180
4 " " 26	1 " " 201
4 " " 27	



B 7




B 10

HUIS MET SCHUUR B10


6 st. No. 1	2 st. No. 76
6 " " 1 1/2	1 " " 86
2 " " 19	2 " " 107
3 " " 22	2 " " 124
3 " " 23	4 " " 180
6 " " 24	2 " " 201
4 " " 26	
4 " " 27	
2 " " 54	
1 " " 60	
1 " " 62	
1 " " 70	

BUITENPLAATS B15

6 st. No. 1	4 st. No. 27
6 " " 1 1/2	1 " " 42
2 " " 19	2 " " 54
3 " " 22	1 " " 60
3 " " 23	1 " " 62
6 " " 24	1 " " 70
3 " " 26	2 " " 76
	1 " " 86
	2 " " 107
	2 " " 124
	4 " " 180
	2 " " 201



B 15




C 4

POORT MET BIJGEBOUWEN C 4

6 st. No.	1	2 st. No.	54
6 " "	1 1/2	1 " "	55
4 " "	2	1 " "	62
2 " "	14	1 " "	70
2 " "	15	1 " "	71
2 " "	19	1 " "	73
4 " "	22	1 " "	84
4 " "	23	1 " "	86
4 " "	24	2 " "	107
1 " "	25	2 " "	124
4 " "	26	4 " "	180
4 " "	27	1 " "	203
1 " "	42		

KERK MET BIJGEBOUWEN C 2

4 st. No.	1	2 st. No.	19
6 " "	1 1/2	4 " "	22
4 " "	2	4 " "	23
2 " "	14	4 " "	24
2 " "	15	1 " "	25
		4 " "	26
		4 " "	27
		1 " "	42
		2 " "	54
		1 " "	55
		1 " "	62
		1 " "	70
		1 " "	73
		1 " "	86
		2 " "	107
		2 " "	124
		1 " "	160
		4 " "	180
		1 " "	203



C 2





KERKJE C6

8 st. No.	1	2 st. No.	54
6 " "	1 1/2	1 " "	55
4 " "	2	1 " "	60
2 " "	14	1 " "	62
1 " "	15	1 " "	70
3 " "	19	1 " "	71
4 " "	22	1 " "	73
4 " "	23	1 " "	86
8 " "	24	2 " "	107
1 " "	25	2 " "	124
4 " "	26	1 " "	160
4 " "	27	4 " "	180
1 " "	42	1 " "	203

UITZICHTTOREN C5

8 st. No.	1	3 st. No.	22
8 " "	1 1/2	4 " "	23
4 " "	2	7 " "	24
2 " "	14	1 " "	25
2 " "	15	4 " "	26
3 " "	19	4 " "	27
		1 " "	42
		1 " "	54
		1 " "	55
		1 " "	60
		1 " "	62
		1 " "	71
		1 " "	73
		1 " "	86
		2 " "	107
		2 " "	180
		1 " "	203






C 8

TRAMSTATION C8

8 st. No.	1	2 st. No.	54
6 " "	1½	1 " "	55
4 " "	2	1 " "	60
1 " "	14	1 " "	62
3 " "	19	1 " "	70
4 " "	22	1 " "	73
3 " "	23	1 " "	76
8 " "	24	1 " "	86
1 " "	25	2 " "	107
4 " "	26	2 " "	180
4 " "	27	1 " "	203
1 " "	42		

KERK MET PASTORIE C7



8 st. No.	1	3 st. No.	19
8 " "	1½	4 " "	22
4 " "	2	4 " "	23
2 " "	14	4 " "	24
2 " "	15	1 " "	25
		3 " "	26
		4 " "	27
		1 " "	42
		2 " "	54
		1 " "	60
		1 " "	62
		1 " "	71
		1 " "	73
		1 " "	76
		1 " "	86
		2 " "	107
		2 " "	124
		1 " "	160
		4 " "	180
		1 " "	203



C 7

FABRIEK C10


5 st. No. 1	1 st. No. 25	1 st. No. 70
8 " " 1 ^{1/2}	4 " " 26	1 " " 76
2 " " 2	4 " " 27	1 " " 84
3 " " 19	1 " " 42	2 " " 107
4 " " 22	2 " " 54	2 " " 124
4 " " 23	1 " " 60	2 " " 180
4 " " 24	1 " " 62	1 " " 203



TUINHUIS C9

8 st. No. 1	1 st. No. 54
3 " " 1 ^{1/2}	1 " " 55
4 " " 2	1 " " 60
3 " " 19	1 " " 62
4 " " 22	1 " " 70
4 " " 23	1 " " 71
8 " " 24	2 " " 76
1 " " 25	1 " " 86
3 " " 26	2 " " 107
4 " " 27	2 " " 180
1 " " 42	1 " " 203


DIT MODEL KAN WORDEN GEBOUWD MET MOBACO DOOS D OF MET DOOS C + CD



UITSPANNING D1

12 st. No.	1	10 st. No.	24
12 " " "	1 1/2	4 " " "	25
8 " " "	2	12 " " "	26
1 " " "	11	8 " " "	27
1 " " "	12	5 " " "	28
2 " " "	14	2 " " "	42
2 " " "	15	3 " " "	54
6 " " "	19	2 " " "	55
6 " " "	22	2 " " "	60
8 " " "	23	2 " " "	62
		1 " " "	63
		1 " " "	70
		1 " " "	71
		1 " " "	73
		2 " " "	76
		2 " " "	84
		1 " " "	86
		2 " " "	89
		4 " " "	107
		2 " " "	124
		4 " " "	133
		4 " " "	180
		2 " " "	201
		1 " " "	203

DIT MODEL KAN WORDEN GEBOUWD MET MOBACO DOOS D OF MET DOOS C + CD



KASTEELTJE MET OPHAALBRUG D2

12	st.	No.	1	8	st.	No.	23
12	"	"	1 1/2	12	"	"	24
8	"	"	2	4	"	"	25
1	"	"	11	12	"	"	26
1	"	"	12	5	"	"	27
2	"	"	15	5	"	"	28
6	"	"	19	2	"	"	42
6	"	"	22	3	"	"	54
				2	"	"	55
				2	"	"	60
				2	"	"	62
				1	"	"	63
				1	"	"	70
				1	"	"	71
				1	"	"	73
				2	"	"	76
				2	"	"	86
				2	"	"	89
				4	"	"	107
				4	"	"	133
				1	"	"	160
				4	"	"	180
				2	"	"	201
				1	"	"	203

DEZE MODELLEN KUNNEN WORDEN

GEBOUWD MET **MOBACO** DOOS **D** OF MET DOOS C + CD




D 4

KASTEEL D4


12 st. No. 1	12 st. No. 24	1 st. No. 71
12 " " 1 1/2	4 " " 25	1 " " 73
8 " " 2	12 " " 26	2 " " 86
1 " " 11	4 " " 27	2 " " 89
1 " " 12	6 " " 28	4 " " 124
2 " " 15	3 " " 54	1 " " 160
5 " " 19	2 " " 55	4 " " 180
6 " " 22	2 " " 62	1 " " 203
8 " " 23	1 " " 63	

STADHUIS D5

11 st. No. 1	3 st. No. 54
12 " " 1 1/2	1 " " 55
8 " " 2	2 " " 62
1 " " 11	1 " " 63
1 " " 12	1 " " 70
2 " " 14	1 " " 71
2 " " 15	1 " " 73
6 " " 19	2 " " 84
5 " " 22	2 " " 89
6 " " 23	2 " " 107
12 " " 24	4 " " 124
4 " " 25	2 " " 133
12 " " 26	1 " " 160
8 " " 27	4 " " 180
6 " " 28	1 " " 203



D 5




D 6

BUSHALTE D 6

4	st.	No.	1
2	"	"	1½
1	"	"	11
1	"	"	12
4	"	"	24
2	"	"	89
1	"	"	201

SCHOOLGEBOUW D 7

12	st.	No.	1	2	st.	No.	54
12	"	"	2	2	"	"	55
8	"	"	2	2	"	"	60
1	"	"	11	1	"	"	62
2	"	"	14	1	"	"	63
2	"	"	15	1	"	"	70
6	"	"	19	1	"	"	71
6	"	"	22	1	"	"	73
8	"	"	23	2	"	"	76
12	"	"	24	2	"	"	86
4	"	"	25	4	"	"	107
8	"	"	26	4	"	"	124
8	"	"	27	1	"	"	160
5	"	"	28	4	"	"	180
1	"	"	42	1	"	"	203



D 7

DIT MODEL KAN WORDEN GEBOUWD MET **MOBACO** DOOS **E** OF MET DOOS **D + DE**


12 st. No. 1
12 " " 1 1/2
8 " " 2
3 " " 3
2 " " 11
1 " " 12
3 " " 14
4 " " 15
2 " " 18

6 st. No. 19
3 " " 20
4 " " 22
6 " " 23
14 " " 24
2 " " 26
8 " " 27
5 " " 28
4 " " 41

DORPJE E2

4 st. No. 45
2 " " 54
1 " " 55
2 " " 62
1 " " 63
1 " " 65
3 " " 70
2 " " 71
1 " " 73
4 " " 76
4 " " 84
1 " " 86


2 st. No. 103
4 " " 107
2 " " 123
2 " " 124
1 " " 143
1 " " 160
6 " " 180
2 " " 182
1 " " 200
1 " " 201
1 " " 202
1 " " 203




DIT MODEL KAN WORDEN GEBOUWD MET MOBACO DOOS E OF MET DOOS D + DE

DORPSKERKJE E3

12	st.	No.	1	4	st.	No.	76
10	"	"	1 ^{1/2}	1	"	"	86
8	"	"	2	2	"	"	89
4	"	"	3	2	"	"	107
2	"	"	11	1	"	"	160
4	"	"	14	1	"	"	201
4	"	"	15	1	"	"	202
3	"	"	19	1	"	"	203
4	"	"	20				
4	"	"	22				
6	"	"	23				
16	"	"	24				
2	"	"	25				
10	"	"	26				
7	"	"	27				
4	"	"	28				
1	"	"	42				
3	"	"	54				
2	"	"	55				
1	"	"	62				
1	"	"	63				
1	"	"	68				
3	"	"	70				
3	"	"	71				
1	"	"	73				



DIT MODEL KAN WORDEN GEBOUWD MET MOBACO DOOS E OF MET DOOS D + DE




KATHEDRAAL E4

12	st.	No.	1	16	st.	No.	24
12	"	"	1 1/2	2	"	"	25
8	"	"	2	1	"	"	26
2	"	"	12	8	"	"	27
2	"	"	14	1	"	"	42
4	"	"	15	3	"	"	54
4	"	"	19	1	"	"	55
2	"	"	21	3	"	"	62
8	"	"	22	1	"	"	70
8	"	"	23	1	"	"	71
				1	"	"	73
				4	"	"	76
				3	"	"	84
				1	"	"	86
				2	"	"	107
				2	"	"	124
				2	"	"	160
				2	"	"	180
				2	"	"	182
				1	"	"	203

DIT MODEL KAN WORDEN GEBOUWD MET **MOBACO** DOOS **E** OF MET DOOS **D + DE**

11 st.	No. 1	ZWEMBAD
12 "	" 1 ^{1/2}	
8 "	" 2	E 5
4 "	" 3	
2 "	" 11	
2 "	" 14	
2 "	" 18	
5 "	" 19	
2 "	" 20	
10 "	" 22	
12 "	" 23	
16 "	" 24	
4 "	" 25	

10 st.	No. 26	2 st.	No. 62	4 st.	No. 86
7 "	" 27	1 "	" 63	2 "	" 103
4 "	" 28	1 "	" 65	2 "	" 107
2 "	" 45	1 "	" 68	1 "	" 133
1 "	" 48	3 "	" 70	2 "	" 180
3 "	" 54	3 "	" 71	2 "	" 182
2 "	" 55	1 "	" 73	1 "	" 202
2 "	" 60	4 "	" 76	1 "	" 203





DIT MODEL KAN WORDEN GEBOUWD MET **MOBACO** DOOS **E** OF MET DOOS **D + DE**

STATIONSGEBOUW E6

12 st. No. 1	9 st. No. 22
12 " " 1 1/2	10 " " 23
8 " " 2	14 " " 24
4 " " 3	4 " " 25
2 " " 11	4 " " 26
2 " " 12	6 " " 27
4 " " 14	2 " " 28
6 " " 19	4 " " 45
4 " " 20	3 " " 54
2 " " 21	2 " " 60

2 st. No. 62	2 st. No. 89
1 " " 63	1 " " 103
1 " " 65	3 " " 107
1 " " 68	2 " " 124
3 " " 70	1 " " 143
1 " " 71	4 " " 180
1 " " 73	2 " " 182
4 " " 76	1 " " 202
1 " " 84	1 " " 203
4 " " 86	





INHOUD DER VERSCHILLENDE MOBACO DOZEN

Onderd. No.	A	AB	B	BC	C	CD	D	DE	E
1	2	4	6	2	8	4	12	—	12
1½	4	2	6	—	8	4	12	8	12
2	—	—	—	4	4	4	8	4	8
3	—	—	—	—	—	—	—	4	4
11	—	—	—	—	—	1	1	1	2
12	—	—	—	—	—	1	1	1	2
14	—	—	—	2	2	2	2	2	4
15	—	—	—	2	2	—	2	2	4
18	—	—	—	—	—	—	—	2	2
19	1	1	2	1	3	3	6	—	6
20	—	—	—	—	—	—	—	4	4
21	—	—	—	—	—	—	—	2	2
22	2	1	3	1	4	2	6	4	10
23	2	1	3	1	4	4	8	4	12
24	2	4	6	2	8	4	12	4	16
25	—	—	—	1	1	3	4	—	4
26	—	4	4	—	4	8	12	—	12
27	—	4	4	—	4	4	8	—	8
28	—	—	—	—	—	6	6	—	6
40	—	—	—	—	—	—	—	4	4
41	—	—	—	—	—	—	—	4	4
42	—	—	—	—	—	—	—	2	2
44	—	—	—	—	—	—	—	2	2
45	—	—	—	—	—	—	—	4	4
48	—	—	—	—	—	—	—	2	2
54	1	1	2	—	2	1	3	—	3
55	—	—	—	—	—	—	—	—	—
60	—	1	1	—	1	1	2	—	2
62	1	—	1	—	1	1	2	1	3
63	—	—	—	—	—	1	1	—	1
65	—	—	—	—	—	—	—	1	1
68	—	—	—	—	—	—	—	1	1
70	1	—	1	—	1	—	1	2	3
71	—	—	—	—	—	—	—	2	3
73	—	—	—	—	1	—	1	—	1
76	1	1	2	—	2	—	2	2	4
84	—	1	1	—	1	—	2	2	4
85	—	—	—	—	—	2	2	2	4
86	—	1	1	—	1	—	2	2	4
89	—	—	—	—	—	—	—	—	—
103	—	—	—	—	—	—	—	2	2
107	2	—	2	—	2	—	4	—	4
123	—	—	—	—	—	—	—	2	2
124	—	2	2	—	2	—	4	—	4
133	—	—	—	—	—	2	4	—	4
143	—	—	—	—	—	—	—	1	1
143	—	—	—	—	—	—	—	1	2
160	—	—	—	1	1	—	1	—	1
180	2	2	4	—	4	—	4	—	4
182	—	—	—	—	—	—	—	2	2
200	—	—	—	—	—	—	—	1	1
201	1	1	2	—	2	—	2	—	2
202	—	—	—	—	—	—	—	1	1
203	—	—	—	1	1	—	1	—	1

