

8. **Another Russian CONSTRUCTOR Set** Urs Flammer wrote that he has a set with the same packaging as the one described in 41/1251 but that its parts & manual show marked differences. He bought it in Yalta in 1999 and it was made by the Kharkov Bearing Factory, Kharkov, Ukraine.

The chief difference in the parts is that the main ones are a mix of steel & aluminium, with for example the 5*5h Flanged Plate in steel but the 3*3h in aluminium. Minor differences include large holes in the A/B.

The manual is poorly printed in B&W on poor quality paper and has 24 pages plus covers. It has the same cover as the one shown in Fig.8 of 41/1253 except that it is in B&W. It is almost certain that the contents are the same too, with 20 models from МОТОЦИКЛ (Motorcycle) to KATEP (the Ship in Fig.9 in OSN 41), and the same Illustrated Parts/Set Contents page.

Anomalies in the Set are that 31 models are still claimed on the box but the contents as given in the Manual are for a smaller set based on the same parts (the same contents as the black plastic box set in 41/1253).

For reference these Contents are as follows (a '?' indicates difficulty in reading the original), and apart from the quantities of N&B they are the same as those given for the smaller set in the KONSTRUKTOR [3] manual described in 22/648 (many of the models are the same too – it will be recalled from OSN 41 that CONSTRUCTOR is thought to have followed KONSTRUKTOR [3]). **Strips:** 8,4,4,6,8,8,5,5?,4 of 18,14,10,9,7,5,4,3,2h. **DAS:** 12,2,2 of 1*5*1, 1*2*1, 2*3*2h. **Brackets:** 10 A/B; 3 of 2h high D/B; 1 Reversed A/B; 2 Double Bent Strip; 2 of 2*2h Corner Bracket. **A/Gs:** 4,4,2 of 18,9,5h. **Trunnion:** 2. **Flanged Plates:** 4,2 of 5*5, 3*3h. **Perf. Plates:** 2,2,4,4 of 2*18, 2*8, 3*9, 3*5h. **Pulleys:** 5? with boss; 1 small, no boss. **Tyre:** 4. **Pulley Disc:** 4. **Disc,** 5h Ø: 2. **Collar:** 4. **Axles:** 2,2 of 75,110mm. **Crank Handle:** 1. **Screwed Rods:** 3,1,2 of 30,60,75mm. **Hook:** 1. **Cord:** 2m. **Paper Clip:** 13?. **Bolt,** M4: 70? **Nut:** 80. **Set Screw,** M3: ? **Tools:** 1 each, Screwdriver & Spanner.

The OSN 41 outfit was bought from the German Ebay and so could have been an export version of Urs' somewhat 'mixed-up' example. Perhaps the steel parts were old stock from an earlier product and likewise the manual. The OSN 41 set is really a rather smart, well produced article, but it cost rather more than the 4 dollars Urs paid for his set in Yalta.

CONSTRUCTOR [5] S4


[43/1294]

9. 'POLYLONG' Grows Up a Little The Bremen firm Happy

People continues to list a variety of small sets to make typical small 'Polylong' models (see 37/1123) but now also includes sets for the slightly more ambitious models shown here. The 1/20-scale R/C SUV is made from 151



#37827





#37817

parts and has the usual steering & forward/reverse functions. The Crane set has 454 parts with hoisting by a 3v (2x AA batteries) Motor. It has manual slewing but no luffing. It's good to see the Curved Strips in the base but no sign of the 'Polylong' range including A/Gs or long Strips.

POLYLONG S16

[43/1294]

10. **Snippet. 'New' System: METALIN** All that is known of this system are the Ebay photos below of the manual. It was said to have 24 pages, 26.5*19cm. The 'C' under METALIN on the model page might be the set size. The METALLBAUKASTEN on the cover suggests that it is German but the model names are in Spanish and the item was being sold from Chile. Despite the Spanish names the models do have a German connection because the illustrations are identical to those in a 1952 MÄRKLIN manual (the Lorry was also in 1949 edition but as a mirror image). Not all the parts in the box look like MÄRKLIN, the 4h wide Flanged Plate for instance, but that could be artistic licence.



4 possibilities to explain the above come to mind. The system was: • an export version of an as yet unknown German system with models copied from MÄRKLIN, and to keep costs down the manual cover was left unchanged. • an entirely local product, again with copied MÄRKLIN models, and parts with (hopefully) enough resemblance to MÄRKLIN to make the models credible. Why METALLBAUKASTEN on the cover? Perhaps to add an aura of German quality to the product. • a local MÄRKLIN copy sold under licence from Märklin – unlikely but import restrictions, if there were any, could be a factor. • a Märklin export product, but most unlikely given the generally poor presentation, including the manual models without the Parts List in the German manual.

METALIN: S1

[43/1294]

11. **Snippet. Another ARWILL Set** This example looks virtually identical to the outfit described in 41/1230 except for the colours of the parts. Those that were black are now blue (including the Spanner) except that the black Screwdriver is red. The Bolts are as 29/856 and the Nuts are hexagonal with a dull finish. The only other differences are that the box lid is red, and the backing card is fawn with no printing on it. The models are in the same Leaflet as in the OSN 41 outfit. So that's the third ARWILL colour scheme – the red/green parts were shown in OSN 29.

ARWILL S4

[43/1294]