

Snippets. 'New' System:

MIMIKRY

This German military-oriented 'Wehrmachts-Metall-Baukasten' is unusual, perhaps unique, in having bent-up sheet metal parts which, with one possible exception, simply sit alongside or on top of one another, like stone bricks. The name appears on the leaflet in Fig.1.

Four lots of parts have been seen on Ebay. The maker's 'GuT' logo can be seen on a manual page that was with one of them (Figs.3 & 3b), together with the D.R.G.M. (design registration) number) 1335829. The latter would date from about 1934.

The PARTS Fig.2, to the same scale as the Leaflet & model page above it, shows examples of the 6 different types of part: a 4-sided Flanged Plate, a Flat Plate, Small & Large Angle Plates, a semi-circular section Curved Plate, and a Flight of Steps. The Flanged Plate was described as 24.5cm long, 8.5cm wide, & 4.25cm deep.

The MODELS They are said to be scaled to accompany Lineol 7.5cm series figures.

Right a double-sided sheet which was in one Lot. It had been folded into two and looked as if it might have formed the first two & last two pages of a manual. The first 3 pages have models which could be made with one Set; the models on the final page need two. Figs.3a & b show the top & bottom models from the first page. The obvious questions are what parts are used for the Ship's funnel, the Gun's barrel, & the Lorry's wheels. There is nothing to indicate that there were other parts not yet seen and the funnel could be a pair of Curved Plates standing on end; the wheels two of the same parts with the body sitting on them. But the gun barrel? And how would it be mounted?

A similar sheet with different models and no heading was in another Lot – possibly more manual pages. The models on the first & last of the pages (Fig.1) need one Set, those on the back of the sheet

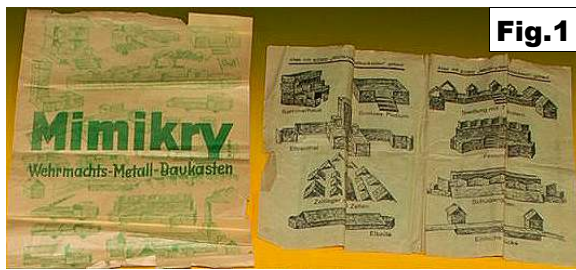


Fig.1




Fig. 2




Fig.3



Fig.3a




Fig.3b




Fig.4

two, with some of the models larger, spreading across both pages.

The War Memorial & Bridge models (Figs.4 & 5) are shown on the back of the Fig.3 sheet and need one Set each.

Most of the models have military connotations, the (unusual) Bomber (Fig.8) for instance, & the Munitions Factory (Fig.9); but some that aren't war-like include a Barge, the Tramcar (Fig.6), a Summerhouse, & the Dolls' House Furniture in Fig.7.

The SET 3 of the 4 Ebay Lots had the same quantities of parts in them, enough to make the 'one Set' manual models, as follows: a Flight of Steps plus twice the number of the other parts in Fig.2. So these were presumably the parts in the Set, plus whatever was needed for the gun barrel. Strange that the barrel parts should be missing from all the lots. The fourth Lot was most likely the remains of two sets, and still no gun barrel.

QUESTIONS 1) It was implied in one of the Ebay ads that a box made from two of the Flanged Plates, one as the base, the other upside down as a lid, could contain all the other parts. Was that how actual sets were packed?



Fig.6

2) I suppose a MIMIKRY Set was cheap. But what did kids make of models which ought to move along but didn't?

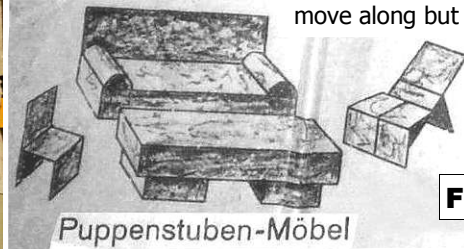


Fig.7




Fig.8




Fig.9




Fig.5