




**Fig.5**

Of the 4 models seen on Ebay which show their Motor Units 3 have similar looking wire springs but the other has a narrow flat spring. 3 have different casings and in one all the shafts run in the sides of the model. All have 2-stage gearing but one has brass pinions with conventional teeth.

**ACKNOWLEDGEMENTS** Most of the history came from *British Tin Toys* by Marguerite Fawdry. And thank you to Jean-Pierre Guibert, David Hobson, & Jan Ringnald for the model photos, and to Chris Freeman who kindly lent me the parts.



**Fig.6**

UBILDA: S2

OSN 50/1544

**Snippets: MAXITTOYS** The note on UBILDA above was written in response to a query and it brought to mind other sets in the same vein called MAXITTOYS. They were produced by J. Blenken of Amersfoort in The Netherlands, in it is said, the 1960s or 1970s. The subject of all the sets was an early car or commercial vehicle, and the models were about the same length as in UBILDA. Unlike UBILDA none of the models were powered but they did have steering, as in Fig.4a.

The heading on the leaflet with the set below says that it is the instructions for all models, but the parts look to be for an Omnibus (with GENERAL



**Fig.1**


along its side) and they don't match any of the 6 models on the front of the Leaflet.

The other 3 models shown here are on the Leaflet, and the box in Fig.2a, patterned with 'MAXITTOYS' & the firm's logo, was with the Fig.2 model (though it is possible that it was for another of the Leaflet models).

The Van in Fig.3 was said to be 14" long; the Automobiles in Figs.2 and 4, 12" & about 11" respectively.




**Fig.3**



**Fig.4**



**Fig.2**



**Fig.4a**



**Fig.2a**

MAXITTOYS: S1

OSN 50/1544