

Snippet. 'New' System:

REHBURGER The photos here are from an Ebay lot, and all that was said of it was that the box wasn't original. Fig.2 shows a manual cover for a REHBURGER (the name comes from the logo) Set 1, and Fig.3 a sheet (a flyer?) headed 'Build with Miniature Engineering'. It seems to show models which could be made from the next larger set, a No.1.

From a photo not shown here the length of the side of the cover is about 8 times the hole pitch of the parts.

Apart from the 5*5h Flanged Plates in Fig.1, with a long slotted hole in at least one flange, and from Fig.3 both, the other parts that can be seen are an 8h Wheel Disc; 1*5*1h DAS; Strips with only an end visible; several D/Bs; 2 Spanners (at the top) made from 5h Strips with hexagonal openings at each end; some Axle Rods (not Screwed Rods as far as can be seen); & possibly some smaller Wheel Discs above the bottom right slotted flange. There is also the 5h 'flange', bottom right, of what might be an A/G or even a different Flanged Plate. One has the impression that there are many more parts in the box than would have been in a Set No.1




Fig.1



Fig.2

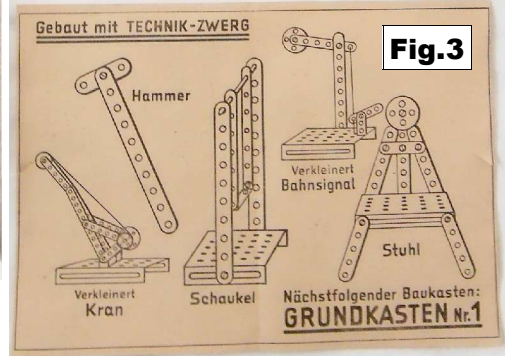


Fig.3

The company's name in the logo is Rehbürger Spielwaren, and there is a town called Rehburg some 40km to the east of Hanover.

OSN 51/1579

REHBURGER: S1

More on MECHANIK An Ebay Snip of this small German system was given in 27/793 and now Albrecht Heinisch has kindly provided, via Urs Flammer, details of his Set 100 (the OSN 27 size outfit, the only size known).

The box measures 316*167*22mm and the lid is as shown in OSN 27 (it is 'MECHANIK' in the bottom line). Right, a better view of the logo. The inside of the box is red; the partitions are missing but they are probably as in OSN 27: 3 similar Nr.100 sets have been seen on Ebay, all with the same lid, and the same partitions; 2 are red inside; one is green.

The parts found in Albrecht's set are: 5,8,10,11,8,9x 2,3,5,7,9,11h Strips, 10*1mm in section; 6x A/B; 8,6x 1*5,3*1h DAS; 4x 8h Wheel Discs (see Fig.2), about 28mm o.d.; 4x 30mm Pulleys (Fig.3, the discs are joined by tabs punched out of one and pushed through the other); 3,1x Screwed Rods, about 80, 60mm long; CH Bolts, about 3 & 8mm u/h (Fig.4); Hex Nuts 7mm A/F (those in OSN 27 & one other Ebay set were square); the Hooks in Fig.4 (I suspect the LH one, it looks familiar

but I can't place it). There are none of the OSN 27 brass parts and none were present in any of the other Ebay sets.

Threaded parts are steel, the rest aluminium. All holes are round, 4.2mm, at 10mm pitch. The thread is M4. The ends of all the strip parts look to be fully rounded.

3 of the Ebay sets have the manual below, and Fig.7 is a page from it. The models could certainly be made from the types of part in Albrecht's outfit.



Fig.1



Fig.2



Fig.3




Fig.4



Fig.5



Fig.6




Fig.7