

# QUICK SELLING TOYS

LOCOS and TRAINS  
STEAM ENGINES  
CINEMATOGRAPHS  
CHEMISTRY OUTFITS

PRIMUS  
ENGINEERING



CARLTON  
STUDIO


W. BUTCHER & SONS, LTD.

CAMERA HOUSE, FARRINGTON AVENUE, LONDON, E.C.




# CLOCKWORK TRAINS

GAUGE 0




3130/01 Strong Clockwork Loco., with patent regulator and brake, easily worked from rail or cab, tender and passenger coach. Handsomely japanned, correctly coloured and lettered G.W.R. or L.N.W.R. Complete set measures  $14\frac{1}{2}$ " long. With four rails making a circle, all packed in striking coloured box.

Price per dozen **20/8**




3130/02 Ditto, Ditto, but with two passenger coaches, circle set of rails and measuring  $17\frac{3}{4}$ " long. In strong cardboard box.

Price per dozen **26/-**



3130/03 Ditto, Ditto, but with two coaches, one guard, information of six rails. Strikingly boxed.

Price per




330/02 Loco. has strong clockwork with regulator piston rods reversing gear, automatic brake and tender. The two coaches have doors that open. Japanned, correctly coloured and lettered in G.W.R. and L.N.W.R. colours. Length of train  $19\frac{1}{2}$ ". Complete with oval rail formation of six rails in red cardboard box.

Price per dozen **76/-**




# CLOCKWORK TRAINS

GAUGE 0




- 340/03 Powerful Clockwork Loco. with hand rails, regulator, brake, automatic reversing gear, piston rods and well finished fittings and tender with imitation coal. Two long express coaches, guard's van, and set of rails (six curved and four straight) complete this handsome set, which measures 29" long. Splendid models of G.W.R. or L.N.W.R. rolling stock.

Price per dozen **144/-**



- 380/03 First-class quality, express Loco. with extra strong and powerful clockwork, regulator, brake, reversing gear, pistons, connecting rods and tender with imitation coal. The two long express coaches have opening doors. Complete with guard's van and large oval set of ten rails. Nicely japanned in G.W.R. or L.N.W.R. colours, this set is 37" long.

Price each **24/8**

## CLOCKWORK LOCOMOTIVES




- 420/0 Fitted with strong Clockwork, patent regulator and brake, well japanned, coloured and lettered. Complete with fine tender. Length 10½".

Price per dozen **24/8**


- 430/0 Locomotive has strong clockwork, regulator, piston rods, brake and reversing gear, with tender. Well japanned, lettered and coloured in G.W.R. or L.N.W.R. colours.

Price per dozen **52/-**

- 480/0 Splendidly made Loco., with extra powerful clockwork with regulator, brake, reversing gear and nickelled fittings. The tender has imitation coals. All nicely japanned and coloured in exact railway colours. Length including tender 15".

Price per dozen **160/-**


- 4110/0 Has strong clockwork, automatic reversing gear, brake and hand rails. Correctly coloured, well japanned and measuring 11" long including tender.

Price per dozen **104/-**

- 460/0 An exact model of the L.N.W.R. Express Loco. "George the Fifth." Stamped from best tinned plates and fitted with splendid clockwork.




## TABLE RAILWAY SETS—CLOCKWORK



These will have a ready sale because of their completeness—everything is included for working a miniature railway system on a dining-room table.

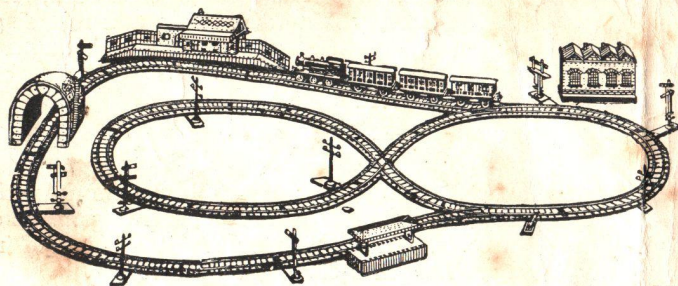
3300/1 The Loco. has special clockwork movement which is powerful enough to pull the three coaches without jumping the rails. Strongly made and correctly coloured the set consists of Locomotive, three coaches, twelve curved and four straight rails.

Price per dozen **52/-**



3300/2 A really comprehensive set of well-made models including Locomotive, three coaches, station, two signal gantrys, two telegraph poles, twenty-two curved and four straight rails and crossings. All beautifully made and coloured.

Price per dozen **88/-**



3300/4 Illustration shows this set arranged. It includes well-made and correctly coloured Locomotive, three coaches, station, platform, engine shed, two signals with one arm, two signals with two arms, signal gantry, five telegraph poles, tunnel, thirty-eight rails (twenty-eight curved, six straight, four half-curved) one crossing and one pair of right and left-hand points.


Price each **15/4**

## TABLE RAILWAY SETS—ELECTRIC

7300/1 Similar to No. 3300/1 described above, with electric low current 4-6 volt reversing Loco. Electric rails fitted with centre rail and well insulated points. Will run off dry batteries or accumulators.

Price each **12/8**


7300/2 Simil






# STEAM LOCOMOTIVES

GAUGE 0




210/0 Well modelled, lettered and correctly coloured with brass cylinder, stamped frame, polished brass boiler and safety valve.  $7\frac{1}{2}$ " long.

Price per dozen **64/-**




230/0 Fitted with two oscillating outside cylinders, steam dome, whistle, flame guard and safety valve. The boiler and wheels are japanned. Length including tender,  $12\frac{1}{4}$ ".

Price each **16/-**




240/0 Perfectly modelled with Stephenson's Link Motion Reversing Gear, two fixed slide valve cylinders, with tubular valves, japanned brass boiler, nickelled flange wheels, steam dome and whistle, safety valve, and lubricator built into smoke box. Loco. has well finished fittings and is driven by gas generating spirit lamp with flame guard. Length with tender,  $14\frac{1}{2}$ ".

Price each **52/-**




220/0 Polished brass boiler, oscillating brass cylinder, and safety valve with imitation cylinder and piston rods. Length with tender,  $10\frac{3}{4}$ " long.

Price per dozen **96/-**



200/0 Japanned boiler with fixed slide valve cylinders and eccentric reversing gear. Nickelled flanged wheels, steam dome, steam bell whistle and lubricator built into smoke box. Loco. has flame guard and well finished fittings and is driven by vaporising spirit lamp. Length including tender,  $13\frac{5}{8}$ ".

Price each **32/-**



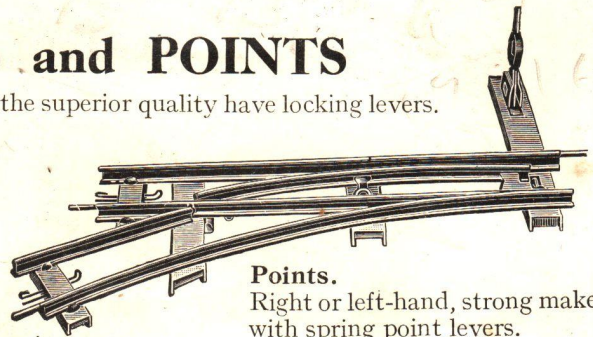

250/0 A fine model of an eight-wheeled Steam Loco. with two fixed cylinders and reversing gear, japanned brass boiler, steam dome, flame guard, safety valve, steam jet oiler, gas generating lamp and tender with imitation coal. Length with tender,  $14\frac{1}{2}$ ".

Price each **56/-**



# PRIMUS LOCO RAILS and POINTS

Made of bright tin, the ordinary quality sections push-in, whilst the superior quality have locking levers.



## Points.

Right or left-hand, strong make with spring point levers.

Straight.			Nett Prices.	
			Ordinary	Superior
Gauge 0.	10 $\frac{1}{4}$ " long	per doz.	1/10	—
" 0.	11" "	"	—	2/3
" 1.	13 $\frac{1}{2}$ " "	"	—	3/8

Curved.			Nett Prices.	
			Ordinary	Superior
Gauge 0.	10" 6 to circle	"	1/10	—
" 0.	12 $\frac{1}{2}$ " 12	" "	—	2/4
" 1.	14" 16	" "	—	3/8

			Nett Prices.	
			Ordinary	Superior.
Gauge 0.	12" long	per pair	2/8	3/8
" 1.	14 $\frac{1}{2}$ " "	"	—	6/0


## Parallel Points.

For double tracks or sidings, strongly made with spring point lever.

			Nett Prices.	
			Ordinary	Superior.
Gauge 0.	10" long	per pair	4/4	—
" 0.	11" "	"	—	5/0
(Not made in Gauge 1).				

## Acute Angle Crossings.

			Nett Prices.	
			Ordinary	Superior.
Gauge 0.	10" long	each	1/0	—
" 0.	12" "	"	—	1/8
" 1.	14" "	"	—	2/8




## PRIMUS STEEL TRACK

Track of drawn steel fitted with fish plates on wood sleepers.


			Nett Prices.	
			Ordinary	Superior.
Gauge 0.				
Straight or curved.	6 pieces	...	5/3	—
Gauge 1.				
Straight.	6 pieces	...	—	6/6
Curved.	8 pieces	...	8/0	—

## ELECTRIC LOCOMOTIVES



- 660 An Express of the 4-4-0 class—perfectly modelled on correct lines of the L.N.W.R. express "George the Fifth." Body stamped from best tinned steel plate. Permanent Magnet type of 4.5 volt motor. Enamelled and lined in colour.

Price each **28/0**



- 620 For low current 3.5 to 5 volt. Permanent magnet motors with electric head lamp. Beautifully made and finished in good colours. Complete with tender.

Price per dozen **120/0**

- 650 Similar to above but larger and with heavier fittings.

Price each **16/8**

## HOT AIR ENGINES

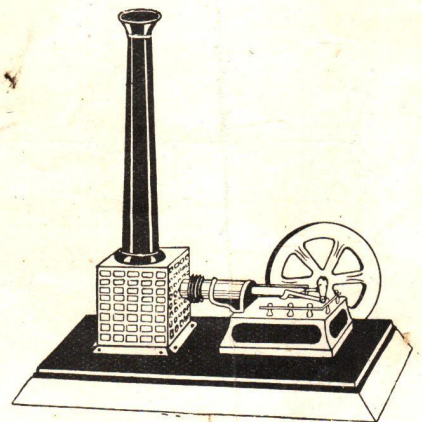
- 123 Fitted with single cylinder, and nickel fittings, mounted on japanned stamped metal base. Size 8 $\frac{1}{2}$ " x 4" x 8 $\frac{1}{2}$ " high.

Price per dozen

**76/0**

- 124 Double cylinder and nickel fittings mounted on stamped metal base. Well japanned and tastefully coloured. 8 $\frac{1}{2}$ " x 4" x 9" high.

Price per dozen **136/0**

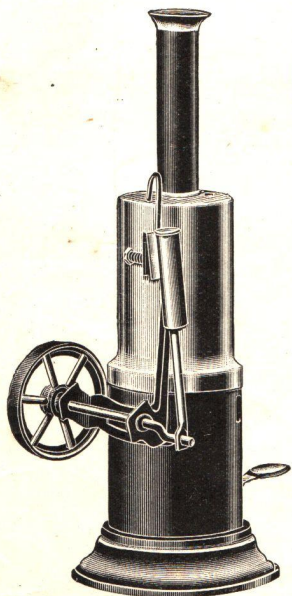


- 121 Single cylinder model, with heavy cast metal cylinder and fittings. Japanned metal plate Chimney. All mounted on tin topped solid wood base. 15" x 7" x 14" high.

Price each **28/0**

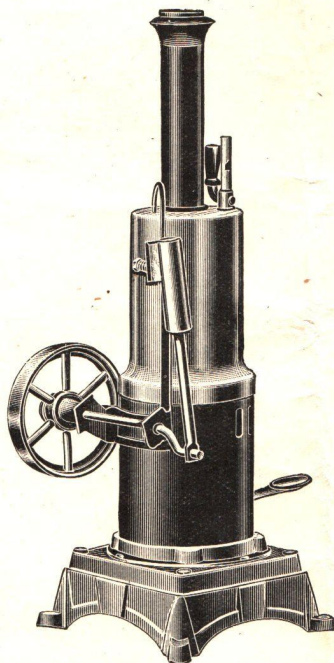


# STEAM ENGINES



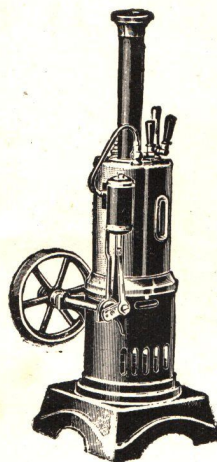
250 Solid Brass Boiler,  $2\frac{1}{2} \times 1\frac{1}{2}$ , highly polished and lacquered, oscillating brass cylinder, plated steel crankshaft, heavy fly-wheel  $1\frac{1}{2}$ " dia. and spirit lamp. Spring Safety valve,  $8\frac{1}{2}$ " high and stamped metal base.

Price per dozen **21/-**




252 Similar to No. 250 but larger, fitted with steam whistle and heavy cast metal base, 11" high.

Price per dozen **72/-**




12/2 Burnished Brass Boiler with Steam whistle, water gauge, starting tap, fixed cylinder, slip eccentric reversing gear, will work in whatever direction wheel is started, and safety valve. All fittings of polished brass, on well japanned stamped metal base. Height overall  $12\frac{3}{8}$ ", boiler  $3\frac{1}{4}$ " long  $\times 2\frac{1}{4}$ " dia.

Price per dozen **128/-**



113/3 Burnished Brass Boiler, matt finish, with fixed cylinder, tubular slide valve, slip eccentric reversing gear, starting tap, safety valve, water gauge and steam whistle. Polished brass fittings on japanned metal base. Height  $15\frac{1}{2}$ ", boiler  $4\frac{1}{2} \times 2\frac{1}{2}$ " dia.

Price each **20/8**




14/1 Burnished Brass Boiler, matt finished, with safety valve, steam whistle, oscillating brass cylinder and stamped chimney (imitation brickwork) all mounted on japanned metal base. Height overall  $10\frac{3}{8}$ ", base  $8 \times 4\frac{1}{8}$ ", boiler  $3\frac{1}{2}$ " long  $\times 1\frac{3}{8}$ " dia.

Price per dozen **48/-**


14/3 As above, but larger. Height overall 13", base  $9\frac{1}{2} \times 4\frac{3}{8}$ ", boiler  $4\frac{3}{8}$ " long  $\times 1\frac{3}{8}$ " dia.

Price per dozen **72/-**



15/1 Blue Oxidised Brass Boiler, oscillating brass cylinder with reversing gear, safety valve and steam whistle. All fittings finely nickelled with stamped chimney (imitation brickwork) mounted on japanned metal base. Height including chimney  $11\frac{3}{4}$ ", base  $7\frac{3}{4}$ ", boiler  $1\frac{1}{2}$ " dia.  $\times 3\frac{3}{8}$ " long.

Price per dozen **120/-**



16/2 Blue Oxidised Brass Boiler, fixed slide valve cylinder, reversing gear, highly nickelled and polished fittings. Stamped chimney. Mounted on japanned metal base. Overall height  $13\frac{3}{4}$ ", base  $8\frac{7}{8}$ " square, boiler  $4\frac{1}{4}$ " long  $\times 1\frac{3}{8}$ " dia.

Price each **13/4**


16/4 As above, but larger. Height 16", base  $10\frac{1}{4} \times 9\frac{1}{2}$ ", boiler  $5\frac{1}{8} \times 2\frac{1}{8}$ " dia., and fitted with water gauge glass, bell steam whistle and lever safety valve.

Price each **24/-**



# MAGIC LANTERNS

## "BOY'S OWN"



Simple and safe in use, this lantern gives a well-illuminated 4-ft. picture at 8-ft. distance from the screen. Large, well constructed, enamelled dark green with brass focussing front, two carriers for  $3\frac{1}{4} \times 3\frac{1}{4}$  Slides, 4" condenser and adjustable tray. Electric Model with gas-filled Lamp, and 12 ft. of Flex.

Retail **42/-**

Price each **28/-**

Gas Model with incandescent Gas fittings and 6 ft. of flexible tubing.

Retail **42/-**

Price each **28/-**

## PRIMUS JUNIOR LECTURERS' LANTERN SLIDES

Standard Size  $3\frac{1}{4} \times 3\frac{1}{4}$

A comprehensive series of amusing and educating subjects. There are 184 sets, each set consisting of eight coloured slides in strong box.

Retail **3/6**

Price per set **2/4**

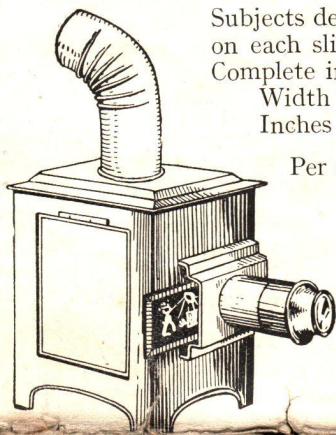

## PRIMUS SLIDES FOR TOY MAGIC LANTERNS

Subjects dealing mostly with children's stories. There are four pictures on each slide and each set consists of twelve slides, *i.e.*, 48 pictures. Complete in box with reading.

Width cm.	3	$3\frac{1}{2}$	4	$4\frac{1}{2}$	5	6
Inches	$1\frac{3}{16}$	$1\frac{3}{8}$	1	1	2	$2\frac{3}{8}$

Per dozen Boxes **12/-, 16/-, 20/-, 24/-, 28/-, 32/-**

Cheap Series ( $2\frac{1}{2}$  cm.) per dozen boxes **6/-**



846/3 Japanned metal plate with good paraffin lamp, flat wick and glass chimney. Complete with 3 slides,  $4\frac{1}{2} \times 2\frac{1}{2} \times 11\frac{1}{2}$ " high

Price per dozen **28/-**

846/3 $\frac{1}{2}$  As above.  $5" \times 3" \times 12"$  high.



Price per dozen **42/-**

846/4 As above with 6 slides and large lens.  $5" \times 3\frac{1}{2}" \times 12"$  high.

Price per dozen **68/-**

846/4 $\frac{1}{2}$  As above.  $5\frac{1}{2}" \times 3\frac{1}{2}" \times 13"$  high.

Price per dozen **100/-**



Superior quality, made on similar lines of full size lanterns. Polished Russian Iron with paraffin lamp, and 12 glass slides—all packed in fine cardboard box with division for slides (as illustrated).



88/4 $\frac{1}{2}$	Slides $1\frac{3}{4}"$ wide lens $1"$ dia.	Price each	..	<b>10/-</b>
88/5	" $2"$ " " $1\frac{3}{4}"$ "	"	..	<b>12/8</b>
88/6	" $2\frac{3}{8}"$ " " $2"$ "	"	..	<b>14/6</b>

## POSTCARD PROJECTORS

836 Splendid apparatus for projecting photographs, coloured opaque articles, picture postcards, coins, insects, etc., greatly magnified on to a screen. Height with Chimney  $13\frac{1}{4}" \times 5\frac{1}{4}"$  deep  $\times 8"$  long. Complete with lamp and flat burner. Price each **12/8**

838 For projecting opaque pictures, postcards, etc. Substantially made with flap door and picture frame which can be turned on its own axis, enabling incorrectly placed picture to be altered without opening lantern. The optics render entire picture sharp to its edges. With electric plug, 6 ft. of flex, two flat nickelled reflectors and fittings for two lamps (not included). Projects pictures  $2\text{ ft.} \times 3\text{ ft.}$  6 in. at 5 ft. from screen.  $8\frac{1}{4}"$  long,  $5\frac{1}{4}"$  deep and  $8"$  high.

Price each **26/8**



No. 836.

No. 838.








## EMPIRE CINEMATOGRAPH MODEL 0

A well-constructed machine taking standard size cinematograph films. Complete and self-contained it only requires connecting to the household supply to be ready for use.

Well finished with main support and base of japanned black iron. The gears and wearing parts are of steel. Fitted with Maltese Cross movement of the same design as full size theatre machines. The optics are of really good quality, the lens of standard theatre size, giving fine illumination on the screen.



Model 0. For use off electric current, complete with resistance and lamp ... ..	£9	0	0	Retail.
„ 0a. With accumulator and lamp ... ..	10	0	0	„

### ACCESSORIES.

Extra 8-in. spools ... ..	4	6	„
„ 8-in. „ with removable side ... ..	6	6	„
Iron legs with baseboard, adjustable for height or angle ... ..	1	17	6

## PRIMUS CHEMISTRY OUTFITS

Experimental Chemistry Sets have decided educational advantages. Foster and encourage the interest that juveniles have in this direction. Remember, there is no danger and that the experiments are simple, most interesting and clean. Coloured lights, luminous paint, disappearing writing and dye-making are within the scope of these complete outfits.



### RETAIL PRICES.

No. 2 OUTFIT ... ..	5/-	No. 5 OUTFIT ... ..	15/-
No. 3 „ ... ..	7/6	No. 6 „ ... ..	21/-
No. 4 „ ... ..	10/6	No. 8 „ ... ..	63/-



# PRIMUS ENGINEERING

BRITISH MADE

## A.B.C. OUTFITS

A quick selling line at prices within the reach of the majority of boys. They are complete in themselves and 30, 54 or 84 models can be made according to the set purchased. Very simple to construct, the instruction sheet has clear diagrams which the youngest will readily understand.

Outfit A	makes	30 models	...	...	Retail.
" B	"	54 "	"	"	1/6
" C	"	84 "	"	"	2/6
					4/-



## STANDARD OUTFITS

These sets are really ambitious and much sought after by boys or girls with a mechanical "bent." They contain various standardized wood and metal parts, a great variety of models, trains, bridges, cranes, etc., in true scientific manner. Each outfit is packed in strong partitioned boxes and supplied with illustrated instruction book.

No. 0	contains	122 wood and metal parts	Retail
" 1	"	140 " " " "	6/-
" 2	"	267 " " " "	8/6
" 3	"	473 " " " "	17/6
" 4	"	649 " " " "	32/6
" 5	"	1131 " " " "	45/-
" 6	Presentation Cabinet,	1189 wood and metal parts	65/-
			105/-



## SUPPLEMENTARY OUTFITS


Containing parts which extends the scope of a lower priced outfit to a higher one.

1S	converts	No. 1 into	No. 2	...	...	Retail
2S	"	"	2 "	"	3	10/-
3S	"	"	3 "	"	4	16/6
4S	"	"	4 "	"	5	16/6
						25/-



# PRIMUS ENGINEERING

BRITISH MADE




## PRIMUS BIG WHEEL OUTFIT

A useful outfit designed for making wheels of many sizes for incorporation in models made with Primus Outfits. The pleasures of a working model is thus greatly increased. Each set will make four wheels of 4" dia., or two of 6" dia., or two of 8" dia.

With illustrated Instruction Book


13/6 Retail



## PRIMUS CLOCKWORK MOTOR

A genuine "long run" motor, solidly made to stand hard usage. Adapted for use in Primus working models, measures  $5\frac{1}{2} \times 3\frac{1}{2}$ " and has useful reversing switch.


Price 12/6 Retail.



## PRIMUS MOTOR-CHASSIS OUTFIT

The fascination of model motor building brings its demand for a serviceable outfit as this; it builds up into a chassis for adding bodies of touring cars, lorries and tractors. It required a Primus Clockwork Motor can be fitted.

With Instructions  
21/- Retail.




## PRIMUS LOCOMOTIVE OUTFIT

The mention of this set to a boy will make him your customer. Boys love building model locos., but they must be complete, strong and well finished. Here is a set you can offer with confidence. It contains 109 separate parts that make up into a fine loco. complete with Primus Clockwork Motor with control levers and reversing gear.

With Instructions for assembling.

37/6 Retail.




## PRIMUS WOOD PARTS OUTFIT

A supplementary set which widens considerably the possibilities of Primus Engineering Outfits. It can also be used with other constructional sets and adds a touch of realism to all models.

With Instruction Book

21/- Retail.



## PRIMUS ELECTRIC MOTOR

Very powerful, designed primarily for Primus Models, but adaptable to other uses. It can be geared to work at various speeds. Strongly made and reliable.

Price 12/6 Retail.