

RIVITON™

THE TOY
THAT
MAKES TOYS
FROM
PARKER
BROTHERS

200

EXPANDED
BUILDING
SET

Take a Riviton™ riveting tool... CREATE just about anything you can imagine! Put together any one of these models and more. Then TAKE IT APART! Use parts and rivets OVER AND OVER AGAIN.


EASY TO USE:



1. Put a rivet on the end of the tool.



2. Squeeze the handle to stretch the rivet.



3. Line up holes on parts.
Put stretched rivet through.



4. Release the handle. Remove the tool. Parts are joined.

NO BATTERIES! NO ELECTRICITY!

Contents:
THE EXCLUSIVE RIVITON TOOL.
129 durable plastic parts. 140 rubbery rivets.
76 MORE PARTS THAN THE BASIC SET!
Also — complete how-to instructions.




PARKER















RIVITON™

200

ASSEMBLY INSTRUCTIONS

EXPANDED
BUILDING
SET



RIVITON™

We would like to know more about families who use our RIVITON™ systems. We ask that the **male or female head of household** take a few moments to answer the questions inside this form and return it to us. The form is already addressed and stamped, so just fold it, seal it and drop it in the mail.




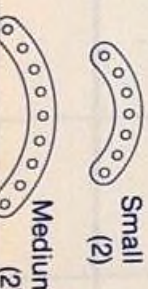
We thank you very much for your assistance.



PARKER BROTHERS

RIVITON™

**PARTS
REORDER
FORM**

DESCRIPTION	PRICE	QUANTITY	TOTAL	DESCRIPTION	PRICE	QUANTITY	TOTAL
Rivets (90) 	\$2.00			U Brackets (16) 	\$2.30		
Panel Set #1 (19 Assorted Shapes and Sizes) 	\$3.10			Curved Straps (6 Assorted Sizes) 	\$1.40		



THE EXCLUSIVE RIVITON TOOL
129 durable plastic parts, 140 rubbery rivets.
76 MORE PARTS THAN THE BASIC SET!
Also - complete how-to instructions.





NO. 1000™



