


TRIX

The Key to Engineering!



British Patent Nos.

363547-383087

383240-413963

Also patented abroad

EVERY BOY *can now
climb to "dizzy heights" in
pursuing his favourite hobby . . .*


WHY TRIX TRIUMPHS!

A PAGE OF
**'EXTRA
GOOD
ONES'**

TRIX
MAJOR




2/-



SUPER TRIX

12/6



MOTOR & GEAR SET
No. 7

7/6



TRIX GEAR SET
No. 4

5/-



MOTO-TRIX
with Trix Motor

5/-



TRICY-TRIX
The Electric Trix

2/6

Boys, haven't you sometimes peered inside some mighty mass of machinery and tried to find the meaning for every part—every wheel, every cog, shaft or gear? Haven't you often wished that *yours* was the hand to pull the lever and set the machinery in motion; that you yourself could actually *build* a machine like this, piece by piece, in all its intricate detail?

Well, now you *can*, thanks to "Trix," the Master Model Maker.

TRIX SHOWS YOU HOW

Trix is the key which unlocks the door to untold engineering triumphs! With Trix you can build engines, bridges, locomotives, aeroplanes . . . which "work" just like the real thing—mechanical marvels which will stamp you as a real engineer! But remember, to do this, you *must* build with "Trix," for *ONLY* with "Trix" can you explore engineering in all its fascinating branches.

HOW TO START

Most boys start with a set of Trix costing a modest Sixpence or One Shilling. When they wish to tackle larger and finer models, they simply add to their equipment box by box.


Of course, boys who are looking forward to receiving a nice birthday or Christmas present will vote at once for a set of Trix Major or Super Trix, the finest sets that money can buy. They are then able to build from the start the largest and most spectacular of models.

On this page you will see a number of Sets which are particularly fine examples of the Trix range. Begin with one of these and success is assured. Full particulars of these outfits are given in subsequent pages.

NO EXPENSIVE ACCESSORIES


NOW WE'RE OFF!

THE SET WHICH MADE **TRIX** FAMOUS



TRIX No. 1
The Original Trix

6^d



TRIX No. 1A
Supplementary to No. 1

6^d



TRIX BOOK
No. 1

3^d



TRIX No. 2
TRIX 1 and 1a combined

1/-

Let us suppose that you have decided to begin with Trix No. 1, price 6d. With the 51 pieces at your command you can build models in sufficient variety to keep you busy for weeks! Having exhausted the models shown on the instruction sheet (and also invented some of your own) the next step is to get

TRIX BOOK No. 1, 3d.

This 74-page book first shows you how to join and bolt the various Trix parts together according to true engineering principles. After that you are given a choice of over a hundred models on which to try your skill. For example, you might like to try your hand at a fire escape, a railway signal, bridge or even a Diesel engine with real crankshaft! Many of the models described in this book may be driven with the Trix Motor, described in another part of this folder.

TRIX No. 1A, 6d.


To build the largest models shown in Book No. 1, you will need the No. 1A—another of the famous sixpenny lines. This is a supplementary set to No. 1 and gives far more scope for your skill.

TRIX No. 2, 1/-

If you prefer, you may obtain Set No. 1 and No. 1A together in one handsome box. This is known as Set No. 2. It affords an excellent beginning and is a fine shilling's worth.


DIESEL ENGINE

4-cylinder with crankshaft.
Directions for making
in Book No. 1.




**NO EXTRA PARTS
TO BUY**

TO MAKE THE WHEELS GO ROUND



TRIX No. 2A
A Supplementary Set

6d



UNIVERSAL GEAR SET

A wonderful
development
in Trix

1/-

GEARS..

BOOK No. 2, 3d.

Having acquired Book No. 1 you are now ready to extend operations by getting Book No. 2. A motor cycle, express locomotive, horizontal engine, Sir Malcolm Campbell's "Bluebird." . . . You will have no difficulty in making these and many more models equally grand if you have Book No. 2 in front of you.

TRIX No. 2A, 6d.


To make the models shown in Book No. 2 you will need Trix No. 2A, a supplementary Set containing 44 parts, many of which are patented. This is another of the famous Sixpenny Sets, proof of the way in which "Trix" saves you money!

BOOK No. 3, 3d.

Pushing forward with your hobby, you are now ready for another of the indispensable Trix Books—Book No. 3. With this as your guide you will be able to climb to the very top of your "profession"! Hundreds of times will you dip into this wonderful book and each time you will find something new on which to try your skill! Here is just a peep inside: Differential Gears, Electrical Generating Set, Trick Railway, Pendulum Clock, Electric Trolley. This splendid book introduces you to TRIX GEARS, a wonderful development of the Master Model Maker. First comes:

UNIVERSAL GEAR SET, 1/-

This contains Gear Wheels in three sizes: worm drive, sprocket chain and other necessary parts for making direct gear drive for three speeds; right-angle drive, worm drive and chain sprocket drive. Endless gear ratios are possible. You will need this set for making models in Book 3.



NO EXTRA PARTS TO BUY



TRIX BOOK
No. 2

3d



TRIX BOOK
No. 3


3d

GET
EXTRA POWER
WITH **TRIX ELECTRIC**
MOTORS




TRICY-TRIX
The Electric Trix

2/6



TRIX ELECTRIC
MOTOR No. 2051

2/6



TRIX ELECTRIC
MOTOR No. 2161

3/6

DRIVE AND LIGHT WITH TRICY-TRIX

TRICY-TRIX, *The Electric Trix*, 2/6


Build with "Trix"—DRIVE and LIGHT with "Tricy-Trix." That is the new order of things in the model engineering world! Tricy-Trix makes models "go" and gives them vastly more realism. The motor *hums*, the windmill *turns*, the break-down crane *works*! "Tricy-Trix," price 2/6, introduces you to coils, commutators, bobbins, cores and other mysteries of electricity. Step by step you progress until you find yourself building models which vibrate with life. With the electric light units included in the Set, you can illuminate models in grand style! The booklet which accompanies "Tricy-Trix" makes everything clear. Should you wish for more power still, couple up your model to a Trix Motor. These "great little" motors created a sensation when placed on the market.

TRIX MOTOR No. 2051, 2/6

Permanent Magnet type with three-pole armature, self-starting. The driving spindle is fitted with gear and pulley wheels so that the motor can be used for operating models. The base is perforated in such a way that the motor can be built into practically any metal constructional Set. Operated by one or two pocket batteries or by 4 to 8-volt accumulator.


TRIX MOTOR No. 2161, 3/6

The new Field Magnet type of Trix Motor with solid brass base and cowl. Suitable for 6 to 8-volt D.C. or for 8 to 12-volt A.C. Fills a long-felt want for an A.C. small voltage motor at a reasonable price. The motor can be operated from the light or power mains, alternating current only, through a suitable transformer.



TRAFFIC
SIGNAL
*Built and worked
with Tricy-Trix.*

**NO EXPENSIVE
ACCESSORIES**




WATCH HOW WE GROW!



TRIX GEAR SET
No. 4

5/-



MOTOR & GEAR
SET No. 7

7/6



MOTO-TRIX
with Trix Motor

5/-

TRIX GEAR SET No. 4, 5/-

A magnificent "Gear" Set indeed. Contains 245 Trix parts of every description, including those found in the Trix Universal Gear Set. Three instruction books, Nos. 1, 2 and 3, are enclosed with the Set, and the box is a beauty!

TRIX MOTOR AND GEAR SET No. 7, 7/6


This *de luxe* Set contains a big array of parts, including all those found in the Trix Universal Gear Set, also the famous Trix Permag Electric Motor, 4-volt. All enclosed in box fitted with special compartment for the motor. Books Nos. 1, 2 and 3 accompany each set.

MOTO-TRIX, 5/-

As its name implies, this is a motor set. It contains the Trix Electric Motor and a fine assortment of Trix parts. A large design book is sent with each outfit showing the construction of many fine motor-driven models. If you have set your heart on becoming an "electrical engineer," this is the Set for you!

TRIX No. 3, 2/6

A splendid array of Trix parts will be found in this Set. A very popular line. Books Nos. 1 and 2 are included.



Sir Malcolm Campbell's "Bluebird."


NO EXTRA PARTS TO BUY



TRIX No. 3

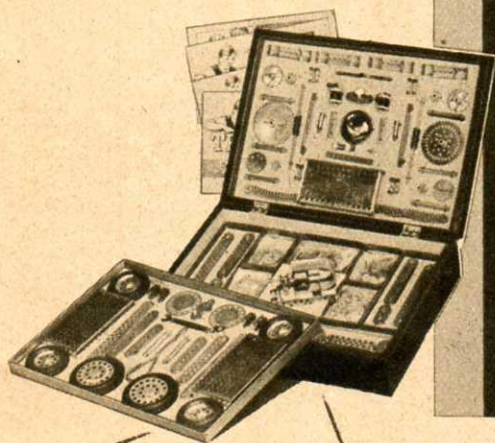
2/6

THE ARISTOCRATS



**SUPER
TRIX**
A handsome
addition to
the Trix range

12/6



**TRIX
MAJOR**
"The last
word"

21/-

Trix Major and Super Trix are for boys who realise that to be fully equipped is half the battle when there is an important job of work to be done! These Sets are the finest and most complete that money can buy—equipment that any first-class "engineer" would be proud to own.

SUPER TRIX, 12/6

A very handsome addition to the Trix range. Contains Trix and Tricy-Trix parts, the Trix Electric Motor No. 2051 and three comprehensive design and instruction books. The polished wood cabinet gives the finishing touch. The outfit which every Trix enthusiast means to get some day!

TRIX MAJOR, 21/-

The last word in magnificence and completeness. A really fine Gift Cabinet containing all Trix parts—699 pieces—for building almost any model that the heart desires. Included are two of the marvellous Trix Universal Gear Sets; the complete parts of Tricy-Trix, the Electric Trix; the famous Trix Electric Motor, 4 to 8-volt; six rubber tyres to add realism to your models, and three instruction books. Nos. 1, 2 and 3, as well as the Tricy-Trix Instruction Book. Packed in handsome wooden box.


MOTOR
FIRE
ESCAPE

NO EXPENSIVE

ACCESSORIES



A CROWNING ACHIEVEMENT!

ELECTRIC
TRAVELLING
GANTRY
CRANEOne of the
finest models
ever built.

Look at this magnificent Travelling Crane, boys!—perhaps the finest model ever built with Trix parts and a masterpiece of realism. Switch on the current and set the four motors humming! As the turntable slowly revolves, pick up your loads and drop them just where required. The gantry moves forwards and backwards and the crane carriage crosses and recrosses the bridge.

Here is "Trix" at its best. Only "Trix" can give you such realism. Trix Book No. 3 shows you how to build this superb example of model engineering.

WRITE TO "TRIX" ABOUT IT!

Remember that "Trix" will be pleased to assist you in any way possible to become a great "engineer"! Should you meet with any difficulties of construction, or require more detailed information on any point, write to "Trix" about it, and "Trix" will soon put you right. Should you design an original model yourself, send the design to "Trix" and by an early post you will receive the opinion of an expert. For models showing originality and skill "Trix" will award suitable prizes. Letters should be accompanied by clear drawing or photo. Put on your thinking cap and win a prize! All communications should be sent to:

TRIX INFORMATION BUREAU

4, GOLDEN LANE, LONDON, E.C.1

Write to
TRIX
about it

